

UNLESS OTHERWISE NOTED

DIMENSIONS ARE IN INCHES		TOLERANCES ARE:
ONE PLACE DECIMALS \pm .1[.25]	THREE PLACE DECIMALS \pm .005[.127]	ANGLES \pm 2°
TWO PLACE DECIMALS \pm .01[.25]	FOUR PLACE DECIMALS \pm .0020[.051]	

DO NOT SCALE FROM THIS PRINT

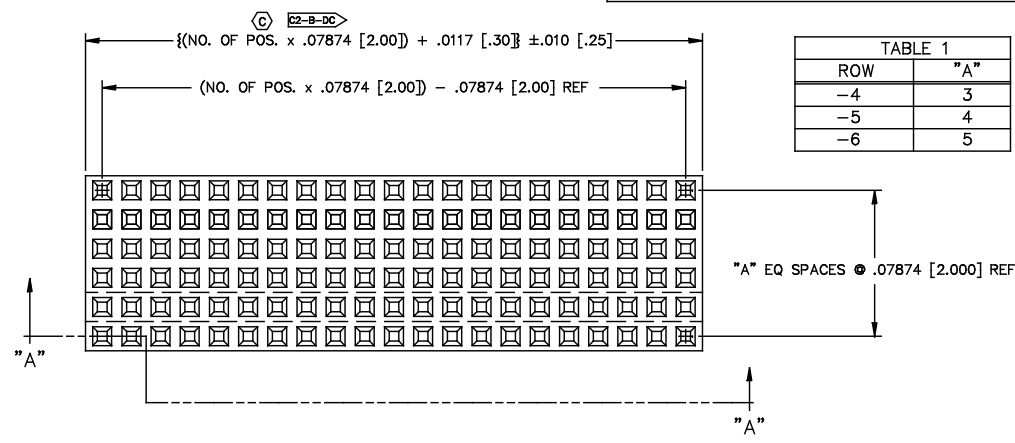


TABLE 1

ROW	"A"
-4	3
-5	4
-6	5

YTS-1XX-01-X-X-XXX

No. OF POSITIONS
-02 THRU -50 (PER ROW)

LEAD STYLE
-01

POLARIZATION OPTION
-XXX: INDICATES POSITION POLARIZED (USE PK-07-N, SEE FIG. 2)

ROW SPECIFICATION
-Q: QUAD ROW (USE SQW-XX-Q)
-5: FIVE ROW (USE SQW-XX-5)
-6: SIX ROW (USE SQW-XX-6)

- PLATING SPECIFICATION
- F: 3 μ " FLASH SELECTIVE GOLD IN CONTACT AREA, MATTE TIN ON TAIL
 - L: 10 μ " LIGHT SELECTIVE GOLD IN CONTACT AREA, MATTE TIN ON TAIL
 - G: 10 μ " GOLD IN CONTACT AREA, 10 μ " GOLD TAIL
 - S: 30 μ " SELECTIVE GOLD IN CONTACT AREA, MATTE TIN ON TAIL
 - H: 30 μ " HEAVY GOLD IN CONTACT AREA, 30 μ " ON TAIL
- NOTES:
- CUT FLASH TO BE .015 [.38] MAX.
 - NO CUT FLASH ALLOWED IN THE CONTACT HOLES.
 - CONTACT PUSHOUT FORCE: .5 LB MIN.
 - $\text{\textcircled{C}}$ REPRESENTS A CRITICAL DIMENSION.

CRITICAL DIMENSION INSPECTION TABLE

ASSEMBLY OPERATION	IN-PROCESS INSPECTOR
ROTARY CUT	C2
FILL C-97	C1

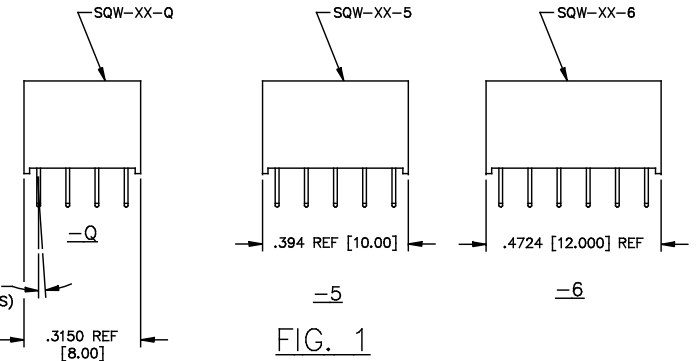
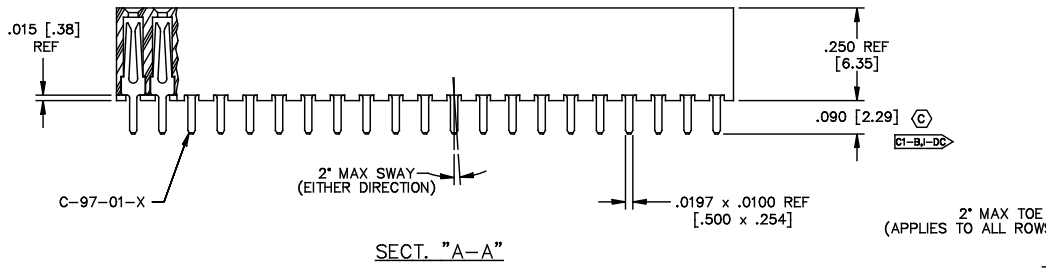
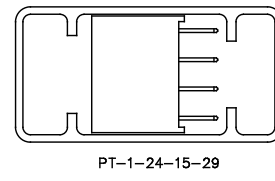
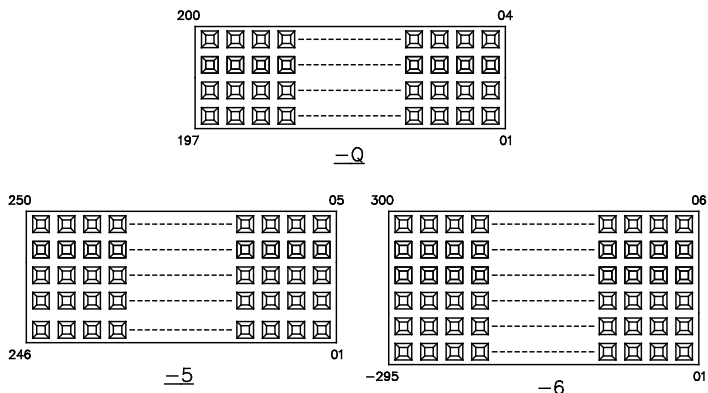


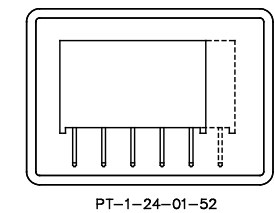
FIG. 2
POLARIZATION OPTION LOCATION
INSERT PK-07-N INTO SPECIFIED POSITION AND BREAK OFF TAB



PACKAGING VIEW

TABLE 2

ROW	No OF POS	PKG TUBE	TUBE PLUG
-Q	-02-04	N/A LAYER PACKAGE	
-Q	-05-50	PT-1-24-15-29	TP-07
-5	-02-50	PT-1-24-01-70	TP-29
-6	-02-50	PT-1-24-01-52	TP-13



PROPRIETARY NOTE
THIS DOCUMENT CONTAINS INFORMATION CONFIDENTIAL AND PROPRIETARY TO SAMTEC INC. AND SHALL NOT BE REPRODUCED OR TRANSFERRED TO OTHER DOCUMENTS OR DISCLOSED TO OTHERS OR USED FOR ANY PURPOSE OTHER THAN THAT FOR WHICH IT WAS OBTAINED WITHOUT THE EXPRESSED WRITTEN CONSENT OF SAMTEC INC.



520 PARK EAST BLVD. NEW ALBANY, INDIANA 47150
PHONE (812) 944-6733 P.O. BOX 1147
CODE 55322