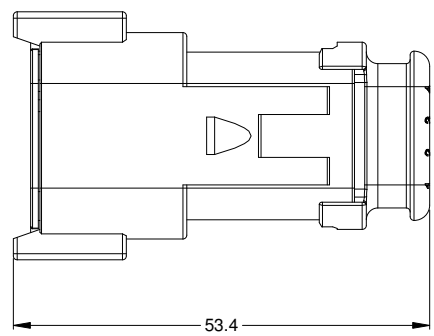
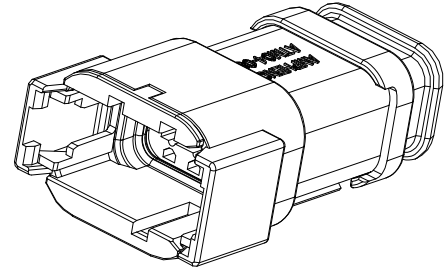
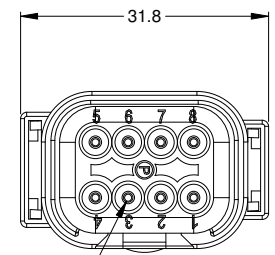
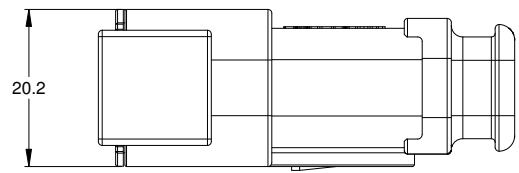
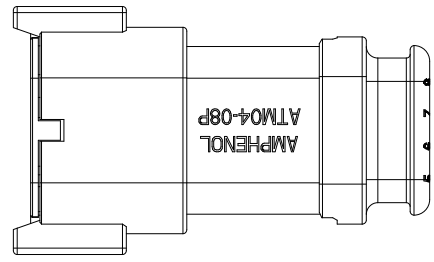
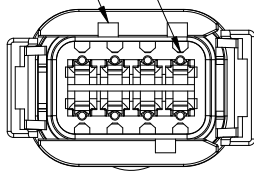


REVISIONS					
REV	ECO	DESCRIPTION	DATE	BY	APPR
01	-	PERLIMINARY DESIGN	03/NOV/14	ORION	-
02	-	UPDATED P/N COLORS	02/MAR/15	JAH	-
03	-	DIM 53.4 WAS 43.7 (TYPO)	07/SEP/16	JAH	-

REQUIRES CONTACT RETENTION WEDGE AWM-8P

1 KEYWAY (3) PLACES



NOTES: UNLESS OTHERWISE SPECIFIED

1 SEE SHEET 2 FOR KEY ARRANGEMENTS AND COLORS.

- 2. MATERIAL:
HOUSING: THERMOPLASTIC
SEAL: SILICONE RUBBER
- 3. MODIFICATIONS: STRAIN RELIEF END CAP
- 4. SPECIFICATIONS:
4.1 CURRENT RATING: 7.5 AMPS
4.2 OPERATING TEMPERATURE: -55°C TO +125°C.
4.3 DIELECTRIC WITHSTANDING VOLTAGE: LESS THAN 2 MILLIAMPS CURRENT LEAKAGE @ 1500 VOLTS AC.
4.4 INSULATION RESISTANCE: 1000 MEGOHMS MIN @ 25°C.
4.5 MOISTURE RESISTANCE: IP67 (MATED CONDITION)
4.6 MATING CYCLE DURABILITY: 100 CYCLES
4.7 RoHS COMPLIANT

5. MATING PART: ATM06-08SX* PLUG.
(X = A,B,C,D KEYS; * = MODIFICATIONS AND COLORS)

6. ALL DIMENSIONS ARE FOR REFERENCE USE ONLY.

7 CONTACT SIZE AND REAR SEAL WIRE RANGE:

CONTACT SIZE	MIN. INSUL O.D.	MAX. INSUL O.D.	TYPICAL WIRE RANGE
20	1.35 mm (.053 in)	3.05 mm (.120 in)	16 - 22 AWG

TITLE: RECEPTACLE, KEYED, 8 PIN, STRAIN RELIEF, ATM SERIES
DWG NO: ATM04-08PX-SR1XX
REV: 03
SH: 1
OF: 2

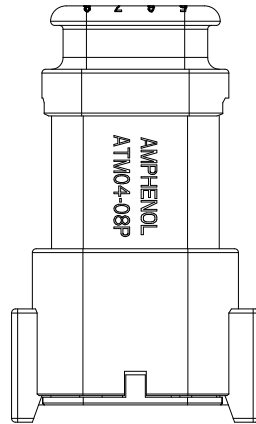
SEE SHEET 2		DESCRIPTION		ITEM
QUANTITY	PART NUMBER	MATERIALS LIST		
UNLESS OTHERWISE SPECIFIED 1) All dimensions are in metric(mm) 2) Tolerances are as follows: 1 PL DEC ±0.30 Fractions ±1/64 2 PL DEC ±0.15 Angles ±1° 3 PL DEC ±0.08				
SIGNATURES		DATE		
DRAWN: ORION LI		03/NOV/14		
CHECKED:				
ENGINEER:				
APPROVAL:				
CUSTOMER:				
MATERIAL SPECIFICATIONS:		THIS DRAWING IS SUPPLIED FOR INFORMATION ONLY. DESIGN FEATURES, SPECIFICATIONS AND PERFORMANCE DATA SHOWN HEREON ARE THE PROPERTY OF THE AMPHENOL CORPORATION. NO RIGHTS OF REPRODUCTION ARE IMPLIED. ALL DIMENSIONS ARE SUBJECT TO NORMAL MANUFACTURING VARIATIONS.		
PROCESS SPECIFICATIONS:		SCALE: NONE		
NEXT ASSY:		SIZE: B C- DWG NO: ATM04-08PX-SR1XX REVISION: 03		
		SHEET 1 OF 2		

Amphenol
Sine Systems - www.amphenol-sine.com
44724 Morley Drive
Clinton Township, MI 48036

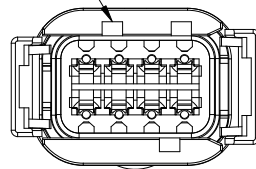
RECEPTACLE, KEYED, 8 PIN, STRAIN RELIEF
ATM SERIES

REVISIONS					
REV	ECO	DESCRIPTION	DATE	BY	APPR

P/N ATM04-08PA-SR1GY
KEY-A CONFIGURATION
STANDARD COLOR: GREY

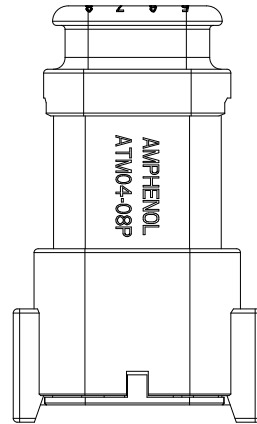


KEYWAY (3) PLACES

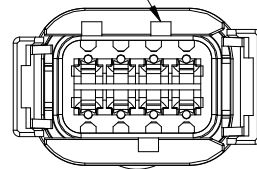


KEY-A CONFIGURATION	
COLOR	PART NUMBER
* GREY	ATM04-08PA-SR1GY
BLACK	ATM04-08PA-SR1BK
GREEN	ATM04-08PA-SR1GN
BROWN	ATM04-08PA-SR1BN

P/N ATM04-08PB-SR1BK
KEY-B CONFIGURATION
STANDARD COLOR: BLACK

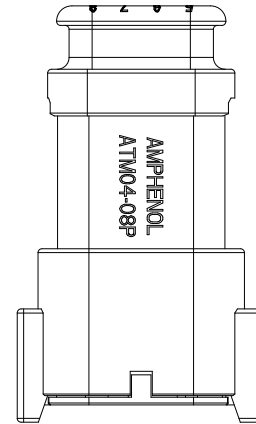


KEYWAY (3) PLACES

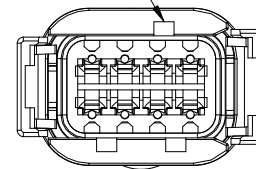


KEY-B CONFIGURATION	
COLOR	PART NUMBER
GREY	ATM04-08PB-SR1GY
* BLACK	ATM04-08PB-SR1BK
GREEN	ATM04-08PB-SR1GN
BROWN	ATM04-08PB-SR1BN

P/N ATM04-08PC-SR1GN
KEY-C CONFIGURATION
STANDARD COLOR: GREEN

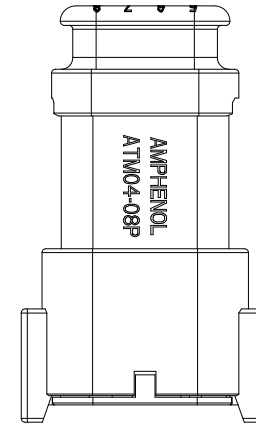


KEYWAY (3) PLACES

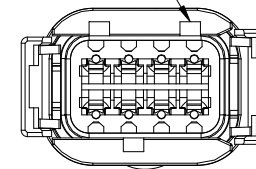


KEY-C CONFIGURATION	
COLOR	PART NUMBER
GREY	ATM04-08PC-SR1GY
BLACK	ATM04-08PC-SR1BK
* GREEN	ATM04-08PC-SR1GN
BROWN	ATM04-08PC-SR1BN

P/N ATM04-08PD-SR1BN
KEY-D CONFIGURATION
STANDARD COLOR: BROWN



KEYWAY (3) PLACES



KEY-D CONFIGURATION	
COLOR	PART NUMBER
GREY	ATM04-08PD-SR1GY
BLACK	ATM04-08PD-SR1BK
GREEN	ATM04-08PD-SR1GN
* BROWN	ATM04-08PD-SR1BN

NOTE:

AN ASTERISKS (*) PLACED BEFORE THE COLOR DENOTES THE STANDARD MOLDED COLOR OF THE CONNECTORS SHOWN ABOVE.

OTHER COLORS SHOWN ARE AVAILABLE VIA SPECIAL ORDER.

QUANTITY	PART NUMBER	DESCRIPTION	ITEM
MATERIALS LIST			
UNLESS OTHERWISE SPECIFIED		SIGNATURES DATE	
1) All dimensions are in metric (mm).		DRAWN: ORIONLI 03/NOV/14	
2) Tolerances are as follows:		CHECKED:	
1 PL DEC ±0.30		ENGINEER:	
2 PL DEC ±0.15		APPROVAL:	
3 PL DEC ±0.08		CUSTOMER:	
3) Note reference =		MATERIAL SPECIFICATIONS:	
PROCESS SPECIFICATIONS:		THIS DRAWING IS SUPPLIED FOR INFORMATION ONLY. DESIGN FEATURES, SPECIFICATIONS AND PERFORMANCE DATA SHOWN HEREON ARE THE PROPERTY OF THE AMPHENOL CORPORATION. NO RIGHTS OF REPRODUCTION ARE IMPLIED. ALL DIMENSIONS ARE SUBJECT TO NORMAL MANUFACTURING VARIATIONS.	
NEXT ASSY:		SCALE: NONE	
		SINE SYSTEMS - www.amphenol-sine.com 44724 Morley Drive Clinton Township, MI 48036	
		RECEPTACLE, KEYED, 8 PIN, STRAIN RELIEF ATM SERIES	
		SIZE: B C-	REVISION: 03
		DWG NO: ATM04-08PX-SR1XX	
		SHEET 2 OF 2	

TITLE: RECEPTACLE, KEYED, 8 PIN, STRAIN RELIEF, ATM SERIES
DWG NO: ATM04-08PX-XXX
REV: 03
SH: 2
OF: 2

ATM, DuraMate™ and PanelMate™ Series

Size 20 Contact & Tooling Options

Contacts - Machined

Part Number	Type	Style	Contact Size	Amp	Wire Range (AWG)	Wire Range (mm ²)	Insulation OD (mm)	Plating	Reel Size	Packaging
AT60-010-20141	Pin	Machined	Size 20	7.5A	16-18AWG	-	-	Nickel-Plated	-	-
AT60-010-2031	Pin	Machined	Size 20	7.5A	16-18AWG	-	-	Gold-Plated	-	-
AT60-202-20NKIT	Pin	Machined	Size 20	7.5A	18-22AWG	-	-	Nickel-Plated	-	-
AT60-202-20141	Pin	Machined	Size 20	7.5A	20-22AWG	-	-	Nickel-Plated	-	-
AT60-202-2031	Pin	Machined	Size 20	7.5A	20-22AWG	-	-	Gold-Plated	-	-
AT60-202-2031-22	Pin	Machined	Size 20	5A	22-26AWG	-	-	Gold-Plated	-	-
AT60-202-20141-22	Pin	Machined	Size 20	5A	22-26AWG	-	-	Nickel-Plated	-	-
AT62-005-20141	Socket	Machined	Size 20	7.5A	16-18AWG	-	-	Nickel-Plated	-	-
AT62-005-2031	Socket	Machined	Size 20	7.5A	16-18AWG	-	-	Gold-Plated	-	-
AT62-201-20NKIT	Socket	Machined	Size 20	7.5A	20-22AWG	-	-	Nickel-Plated	-	-
AT62-201-20141	Socket	Machined	Size 20	7.5A	20-22AWG	-	-	Nickel-Plated	-	-
AT62-201-2031	Socket	Machined	Size 20	7.5A	20-22AWG	-	-	Gold-Plated	-	-
AT62-20-0422	Socket	Machined	Size 20	7.5A	20-22AWG	-	-	Nickel-Plated	-	-
AT62-20-0444	Socket	Machined	Size 20	7.5A	20-22AWG	-	-	Gold-Plated	-	-
AT62-201-2031-22	Socket	Machined	Size 20	5A	22-26AWG	-	-	Gold-Plated	-	-
AT62-201-20141-22	Socket	Machined	Size 20	5A	22-26AWG	-	-	Nickel-Plated	-	-

Contacts - Stamped & Formed

AT60-20-0122	Pin	S&F	Size 20	7.5A	16-22AWG	1.5-0.35mm ²	1.91 - 3.15mm	Nickel-Plated	-	-
AT60-20-0122-LP	Pin	S&F	Size 20	7.5A	16-22AWG	1.5-0.35mm ²	1.91 - 3.15mm	Nickel-Plated	-	Loose Piece
AT60-20-0144	Pin	S&F	Size 20	7.5A	16-22AWG	1.5-0.35mm ²	1.91 - 3.15mm	Gold-Plated	-	-
AT60-20-0144-LP	Pin	S&F	Size 20	7.5A	16-22AWG	1.5-0.35mm ²	1.91 - 3.15mm	Gold-Plated	-	Loose Piece
AT60-20-0222	Pin	S&F	Size 20	7.5A	16-22AWG	1.5-0.35mm ²	1.30 - 2.16mm	Nickel-Plated	-	-
AT60-20-0244	Pin	S&F	Size 20	7.5A	16-22AWG	1.5-0.35mm ²	1.30 - 2.16mm	Gold-Plated	-	-
AT60-20-0277	Pin	S&F	Size 20	7.5A	16-22AWG	1.5-0.35mm ²	1.30 - 2.16mm	Tin-Plated	-	-
AT60-20-0422	Pin	S&F	Size 20	7.5A	20-22AWG	0.5-0.35mm ²	1.25 - 1.8mm	Nickel-Plated	-	-
AT60-20-0444	Pin	S&F	Size 20	7.5A	20-22AWG	0.5-0.35mm ²	1.25 - 1.8mm	Gold-Plated	-	-
AT62-20-0122	Socket	S&F	Size 20	7.5A	16-22AWG	1.5-0.35mm ²	1.91 - 3.15mm	Nickel-Plated	-	-
AT62-20-0122-LP	Socket	S&F	Size 20	7.5A	16-22AWG	1.5-0.35mm ²	1.91 - 3.15mm	Nickel-Plated	-	Loose Piece
AT62-20-0144	Socket	S&F	Size 20	7.5A	16-22AWG	1.5-0.35mm ²	1.91 - 3.15mm	Gold-Plated	-	-
AT62-20-0144-LP	Socket	S&F	Size 20	7.5A	16-22AWG	1.5-0.35mm ²	1.91 - 3.15mm	Gold-Plated	-	Loose Piece
AT62-20-0222	Socket	S&F	Size 20	7.5A	16-22AWG	1.5-0.35mm ²	1.30 - 2.16mm	Nickel-Plated	-	-
AT62-20-0244	Socket	S&F	Size 20	7.5A	16-22AWG	1.5-0.35mm ²	1.30 - 2.16mm	Gold-Plated	-	-
AT62-20-0277	Socket	S&F	Size 20	7.5A	16-22AWG	1.5-0.35mm ²	1.30 - 2.16mm	Tin-Plated	-	-
AT62-20-0422	Socket	S&F	Size 20	7.5A	20-22AWG	0.5-0.35mm ²	1.25 - 1.8mm	Nickel-Plated	-	-
AT62-20-0444	Socket	S&F	Size 20	7.5A	20-22AWG	0.5-0.35mm ²	1.25 - 1.8mm	Gold-Plated	-	-

ATM, DuraMate™ and PanelMate™ Series Size 20 Contact & Tooling Options, cont.

Tooling

Part Number	Tool Name	Style	Contact Size	Wire Range (AWG)	Material	Color
AUTK-20	Hand Crimp Tool	Machined	Size 20	12-26AWG	-	-
AUTK-100	Universal Heavy Duty Contact Crimping Tool Kit	Machined	Size 12/16/20	12-26AWG	-	-
CA-5D12	Universal Hand Crimp Tool	Machined	Size 12/16/20	12-26AWG	-	-
CA-5E12	Pneumatic Crimp Tool	Machined	Size 12/16/20	12-26AWG	-	-
MFX-3974-G or K	Crimp Die Press Applicator	S&F	Size 20	20AWG	-	-
MFX-3976-G or K	Crimp Die Press Applicator	S&F	Size 20	20-22AWG	-	-
MFX-3978-G or K	Crimp Die Press Applicator	S&F	Size 20	20-22AWG	-	-
ATT-20-00	Hand Crimp Tool	S&F	Size 20	16-20AWG	-	-
ATRT-100	Contact and Wedgelock Extraction Tool	Universal	Universal	-	Steel	Silver
AT11-240-2005	Contact Extraction Tool	Universal	Size 20	-	Plastic	Red
AT13-204-2005	Seal Plug	Universal	Size 20	-	Thermoplastic	White
AT13-204-2005-SR	Seal Plug	Universal	Size 20	n/a	Thermoplastic	Black
ATM13-217-2005	Locking Seal Plug	Universal	Size 20	-	Thermoplastic	Grey
ATM13-217-2005-SR	Locking Seal Plug	Universal	Size 20	-	Thermoplastic	Blue