


# SMT MICRO TERMINAL STRIPS

(1.00 mm) .0394" PITCH • FTMH/FTM SERIES



**FTMH**  
Mates:  
CLM, MLE

**FTM**  
Mates:  
CLM, MLE

FTMH	1	NO. PINS PER ROW	LEAD STYLE	PLATING OPTION	ROW OPTION	FLEX SHROUD OPTION	OTHER OPTION
------	---	------------------	------------	----------------	------------	--------------------	--------------

02  
thru  
50

**-02**  
= (1.91 mm)  
.075" Post  
(Mates with MLE)

**-F**  
= Gold flash on post,  
Matte Tin on tail

**-DV**  
= Dual Vertical

(-DV only with 9 pins/row minimum)

**-ES**  
= End Shroud

**-EC**  
= End Shroud with Locking Clip  
(Manual placement required)

**-EP**  
= End Shroud with Guide Post  
(Use only when mating with CLM)

**-A**  
= Alignment Pin  
(3 positions min.)  
Metal or plastic at Samtec discretion  
(-DV only)

**-K**  
= (2.50 mm)  
.098" DIA  
Polyimide Film  
Pick & Place Pad  
(-DH only)

**-P**  
= Plastic Pick & Place Pad  
(6 positions min.)  
(-DV only)

**-TR**  
= Tape & Reel

**-FR**  
= Full Reel  
Tape & Reel  
(must order max. quantity per reel; contact Samtec for quantity breaks)

## SPECIFICATIONS

**Insulator Material:**  
Black Liquid Crystal Polymer

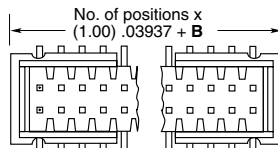
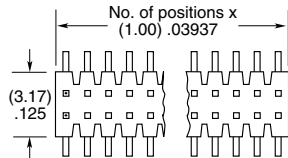
**Terminal Material:**  
Phosphor Bronze

**Plating:**  
Sn or Au over  
50  $\mu$ " (1.27  $\mu$ m) Ni

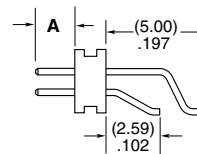
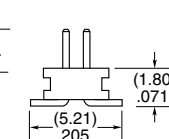
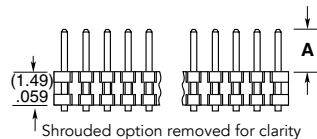
**Current Rating (FTMH/CLM):**  
3.1 A per pin  
(2 pins powered)

**Operating Temp Range:**  
-55 °C to +125 °C

**Voltage Rating:**  
FTMH: 270 VAC /302 VDC



OPTION	B
-ES	(1.57) .062
-EC	(4.06) .160
-EP	(5.49) .216



LEAD STYLE	A
-02	(1.91) .075
-03	(1.65) .065

## PROCESSING

**Lead-Free Solderable:**  
Yes

**SMT Lead Coplanarity:**  
-DV: (0.10 mm) .004" max  
-DH: (0.10 mm) .004" max (05-25)  
(0.15 mm) .006" max (26-50)\*  
\*(.004" stencil solution may be available; contact ipg@samtec.com)

## ALSO AVAILABLE

MOQ Required

End shrouds with board locks  
Molded end shrouds for 05 through 08 positions  
Other platings



**Note:**  
Some lengths, styles and options are non-standard, non-returnable.

FTM	1	NO. PINS PER ROW	LEAD STYLE	PLATING OPTION	DV	FLEX SHROUD OPTION	OTHER OPTION
-----	---	------------------	------------	----------------	----	--------------------	--------------

02 thru 50  
= Unshrouded  
05 thru 46  
= Shrouded

**-02**  
= (1.91 mm)  
.075" Post  
(Mates with MLE)

**-F**  
= Gold flash on post,  
Matte Tin on tail

**-L**  
= 10  $\mu$ "  
(0.25  $\mu$ m)  
Gold on post,  
Matte Tin on tail

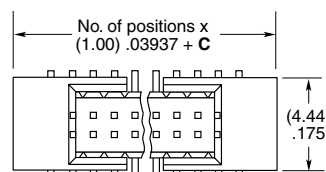
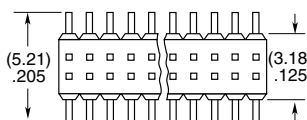
**-S**  
= End Shroud  
(05 positions minimum).  
Molded or press-fit shroud at Samtec's discretion

**-SA**  
= End Shroud with Alignment Pins  
(05 through 46 positions)

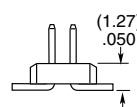
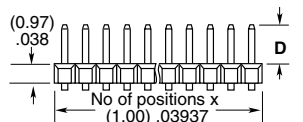
**-P**  
= Plastic Pick & Place Pad  
(7 positions min.)

**-TR**  
= Tape & Reel

**-FR**  
= Full Reel  
Tape & Reel  
(must order max. quantity per reel; contact Samtec for quantity breaks)



OPTION	C
-S	(4.00) .157
-SA	(7.00) .276



LEAD STYLE	D
-02	(1.91) .075
-03	(1.65) .065

Shrouded options removed for clarity