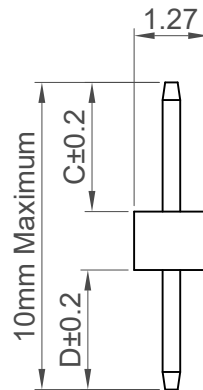
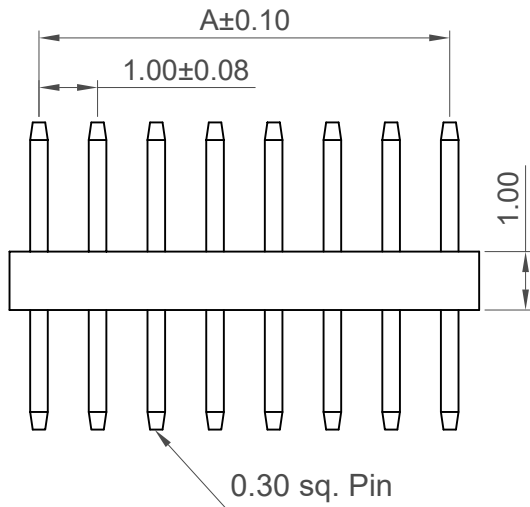
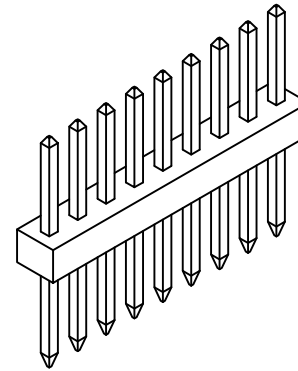
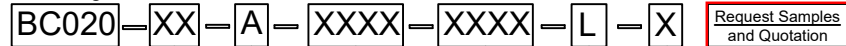


Recommended PCB Layout
Tolerance: ±0.05mm



Ordering Grid



No. of Contacts
02 to 40

Contact Plating
A = Gold Flash All Over (Standard)

Dimension C (1/100mm) (Post Height)
0200 = 2.00mm (Standard)
0240 = 2.40mm (Standard)
0380 = 3.80mm (Standard)
 or specify custom Post Height
 eg. 0250 = 2.50mm
 (Maximum 0500=5.00mm)
 (Minimum 0050=0.50mm)

Packing Options
G = Plastic Box (Standard)
 B = Tape & Reel with Cap
 D = Tube
 E = Tube with Cap
 (Available for 5-40 contacts)

Insulator Material
L = LCP (Standard)

Dimension D (1/100mm) (Tail Length)
0160 = 1.60mm (Standard)
0300 = 3.00mm (Standard)
 or specify custom Tail Length
 eg. 0250 = 2.50mm
 (Maximum 0500=5.00mm)
 (Minimum 0050=0.50mm)

Specifications

Material

Insulator: LCP, UL94V-0, Black
 Contact: Copper Alloy

Plating

Gold Flash All Over

Electrical

Current Rating: 1 Amp per pin
 Contact Resistance: 20 mΩ max.
 Insulating Resistance: 1000 MΩ min.
 Dielectric Withstand Voltage: 300V AC

Mechanical & Environmental

Operating Temperature: -40°C to +105°C
 Soldering Process:
 IR Reflow: 260°C for 10 sec.
 Wave: 250°C for 5-10 sec
 Manual Solder: 350°C for 3-5 sec

Mates with (Subject to pin length)

BC065 BC070 BC075

No. of Contacts	Dimensions	
	A	B
2	1.00	2.00
3	2.00	3.00
4	3.00	4.00
5	4.00	5.00
6	5.00	6.00
7	6.00	7.00
8	7.00	8.00
9	8.00	9.00
10	9.00	10.00
11	10.00	11.00
12	11.00	12.00
13	12.00	13.00
14	13.00	14.00
15	14.00	15.00
16	15.00	16.00
17	16.00	17.00
18	17.00	18.00
19	18.00	19.00
20	19.00	20.00
21	20.00	21.00
22	21.00	22.00
23	22.00	23.00
24	23.00	24.00
25	24.00	25.00
26	25.00	26.00
27	26.00	27.00
28	27.00	28.00
29	28.00	29.00
30	29.00	30.00
31	30.00	31.00
32	31.00	32.00
33	32.00	33.00
34	33.00	34.00
35	34.00	35.00
36	35.00	36.00
37	36.00	37.00
38	37.00	38.00
39	38.00	39.00
40	39.00	40.00

Part Number BC020		Product Description 1.0mm Pitch Pin Header, Single Row, Through-Hole, Vertical	
Drawing Date 20th May 2008			
By KY	Tolerances (Except as Noted)	Units: Metric (mm)	 <small>This drawing is confidential and copyright of Global Connector Technology, Ltd (GCT). This drawing must not be copied or disclosed without written consent. E & OE</small>
Detail BC020 E PCN	Length X. ± 0.30 X.X ± 0.20 X.XX ± 0.15 X.XXX ± 0.10	Angle X° ± 5° X.X° ± 3° X.XX° ± 2° X.XXX° ± 1°	
Revision E4			
Date 17/06/24			



Not to Scale	Drawn By ASE	Sheet No. 1/1
--------------	-----------------	------------------