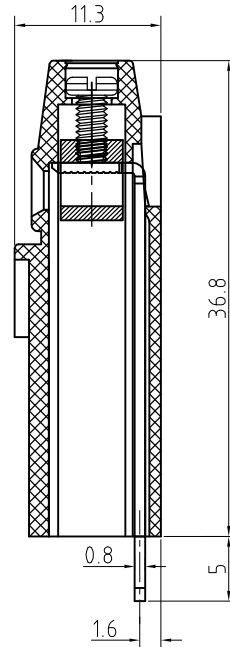
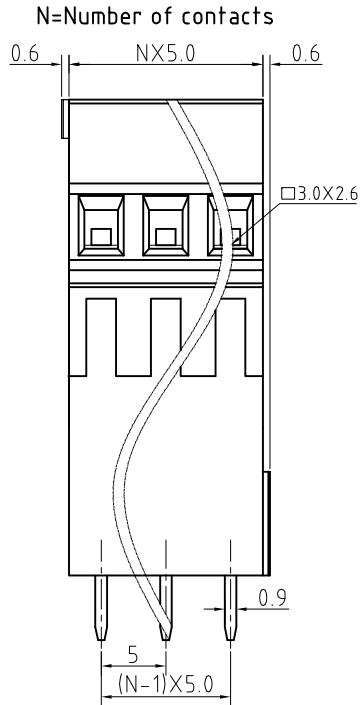
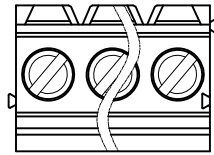
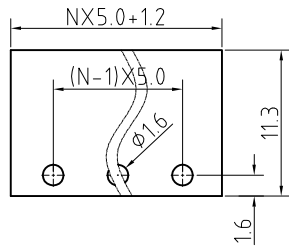


Transfer or duplication of this document as well as the utilisation or communication of its content are not permitted unless express consent is granted. Violations give rise to claims for damages. All rights reserved in case of patent, utility model or design patent registrations.



P.C.B LAYOUT



Technical Data:

Electrical

Pitch: 5.0mm
 Voltage rating: 300 V
 Current rating: 16 Amps
 Contact resistance: 20mΩ(max)
 Withstanding Voltage: 2500VAC(1min) Test time=60sec/1pcs
 Wire range: 12-30 AWG
 Wire strip length: 6-7mm

Mechanical:

Torque: 4.5kgf.cm/M2.5
 Operating temperature: -40°C to +105°C
 Soldering temperature
 Temperature= 250°C±10°C /5 seconds max
 Safety approval (pending):
 RoHS Compliance

Part No.:

OSTYFXX0150

No. of Poles
 02 2 Poles
 03 3 Poles

 24 24 Poles

COLOR
 0: Black
 2: Red
 3: Orange
 4: Yellow
 5: Green (Standard)
 6: Blue
 8: Grey

Nonstandard colors
 Mins could apply

4	Screw	Steel / M2.5	Cr3+ plated	1xN
3	Contact	Copper Alloy	Ni plated	1xN
2	Terminal	Copper Alloy	Tin plated	1xN
1	Body	PA66 UL94V-0		1
ITEM	NAME OF PART	MATERIAL	NOTES	Q"TY
DWG.	DATE	UNITS: MM	SHEET: 1 OF 1	Tolerance
CHK.	DATE	SCALE: NONE 3:1 (:)	REV.: A	X. ±0.50
APP.	DATE	TITLE: OSTYF SERIES 5.0MM		X.XX ±0.30
		PART NO. OSTYFXX0150		X.XX ±0.10
		DWG NO. OSTYFXX0150.DWG		X* ±1°

REV	SIGN	DESCRIPTION	CHK.	DATE



ON-SHORE TECHNOLOGY, INC.