

## 2 dB Fixed Attenuator SMA Male (Plug) to SMA Female (Jack) Up to 18 GHz Rated to 2 Watts, Passivated Stainless Steel Body, 1.35 VSWR



### SA18H-02

#### Features

- DC to 18 GHz Frequency Range
- Attenuation  $2 \pm 0.5$  dB
- Max Power 2 Watts (CW)
- VSWR  $< 1.35:1$

#### Applications

- Instrumentation
- Precision measurements
- Prototyping and characterization
- Production systems

#### Description

Fairview Microwave carries a broad selection of fixed attenuators with a wide range of attenuation levels, frequency ranges, and power dissipation ranges. Also known as RF pads, RF microwave attenuators lower the amplitude of a signal (or attenuate) a known amount. These attenuator pads can be used in a wide variety of applications including reducing a signal level to protect measurement equipment or other circuitry, extending the range of power meters and amplifiers, and impedance matching circuits by reducing the VSWR seen by adjacent components. RF attenuators can prevent signal overload in amplifiers, receivers and detectors, adjusting the signal level to a range that is optimal.

Few RF components are as commonly used as fixed coaxial attenuators, and Fairview Microwave carries one of the largest in-stock varieties and ships them same day. The SA18H-02 is a 2 dB Fixed Attenuator that operates from DC to 18 GHz and is rated to 2 Watts. The versatile coaxial package uses SMA male to SMA female connectors.

#### Electrical Specifications

Description	Minimum	Typical	Maximum	Units
Frequency Range	DC		18	GHz
Impedance		50		Ohms
Nominal Attenuation		2		dB
Attenuation Accuracy		0.3		dB
VSWR			1.35:1	
Input Power, CW			2	Watts
derated linearly to 0.2W at +125°C				
Input Power, Peak			500	Watts
5μs pulse, 0.05% duty cycle				

#### Specifications by Frequency

Description	F1	F2	F3	F4	F5	Units
Frequency Range	DC to 6	6 to 12.4	12.4 to 18			GHz
VSWR, Max	1.15:1	1.25:1	1.35:1			

#### Mechanical Specifications

##### Size

Length	0.86 in [21.84 mm]
Width/Diameter	0.312 in [7.92 mm]
Height	0 in [0 mm]
Weight	0.0156 lbs [7.08 g]

2 dB Fixed Attenuator SMA Male (Plug) to SMA Female (Jack) Up to 18 GHz Rated to 2 Watts, Passivated Stainless Steel Body, 1.35 VSWR



SA18H-02

Body Material and Plating	Passivated Stainless Steel
Configuration	
Design	Fixed
Package Style	Connectorized Module

Connectors

Description	Connector 1	Connector 2
Type	SMA Male	SMA Female
Connector Specification	MIL-STD-348	MIL-STD-348
Contact Material and Plating	Beryllium Copper, Gold	Beryllium Copper, Gold
Body Material and Plating	Passivated Stainless Steel	Passivated Stainless Steel

Mechanical Specification Notes:  
Connector interface in accordance with MIL-STD-348 and MIL-PRF-39012.

Environmental Specifications

Temperature	
Operating Range	-54 to +125 deg C

Compliance Certifications (see [product page](#) for current document)

Plotted and Other Data

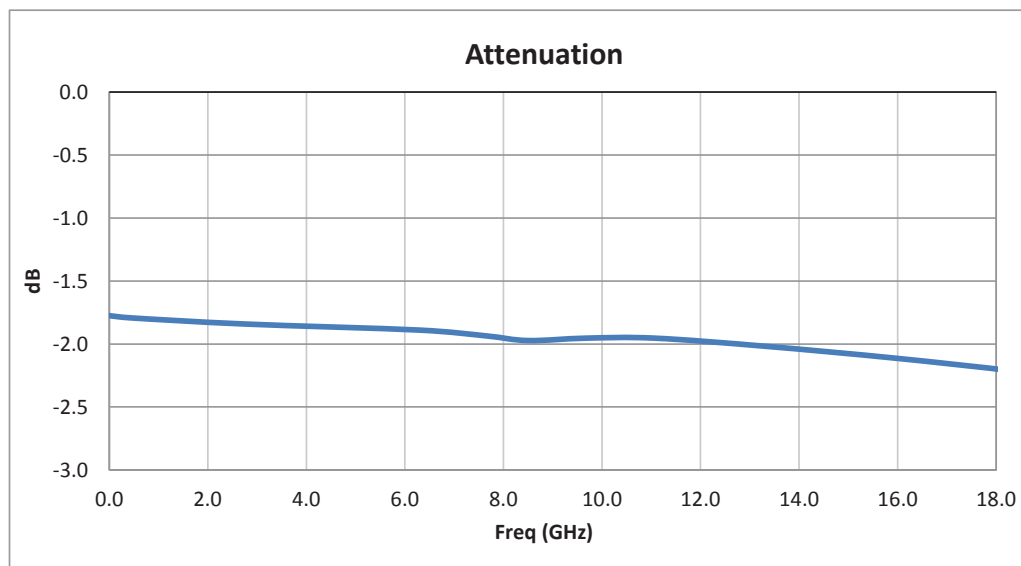
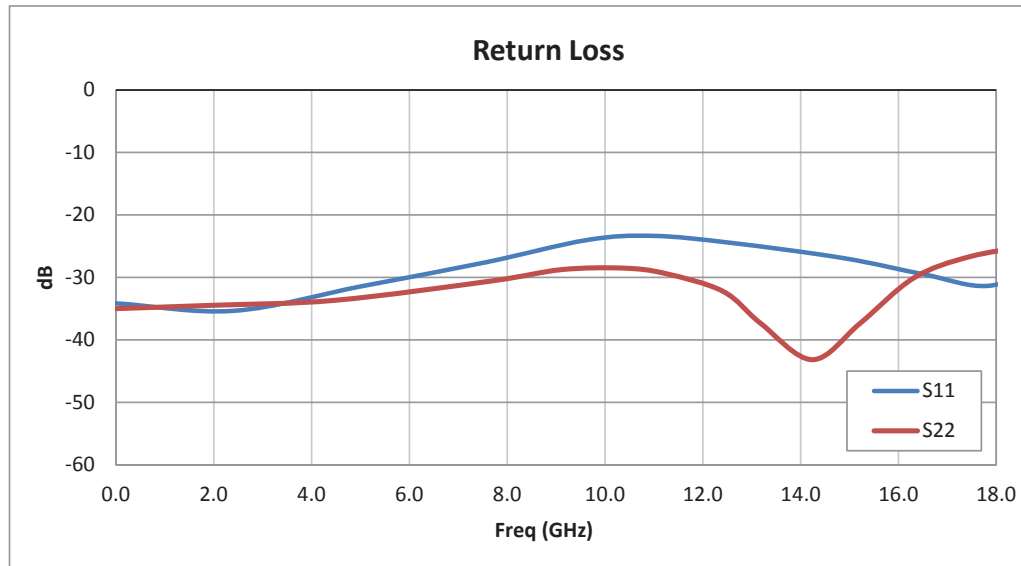
Notes:

2 dB Fixed Attenuator SMA Male (Plug) to SMA Female (Jack) Up to 18 GHz Rated to 2 Watts, Passivated Stainless Steel Body, 1.35 VSWR



## SA18H-02

### Typical Performance Data



2 dB Fixed Attenuator SMA Male (Plug) to SMA Female (Jack) Up to 18 GHz Rated to 2 Watts, Passivated Stainless Steel Body, 1.35 VSWR



## SA18H-02

2 dB Fixed Attenuator SMA Male (Plug) to SMA Female (Jack) Up to 18 GHz Rated to 2 Watts, Passivated Stainless Steel Body, 1.35 VSWR from Fairview Microwave is in-stock and available to ship same-day. All of our RF/microwave products are available off-the-shelf from our ISO 9001:2008 certified facilities in Lewisville, Texas. Fairview Microwave is RF on-demand.

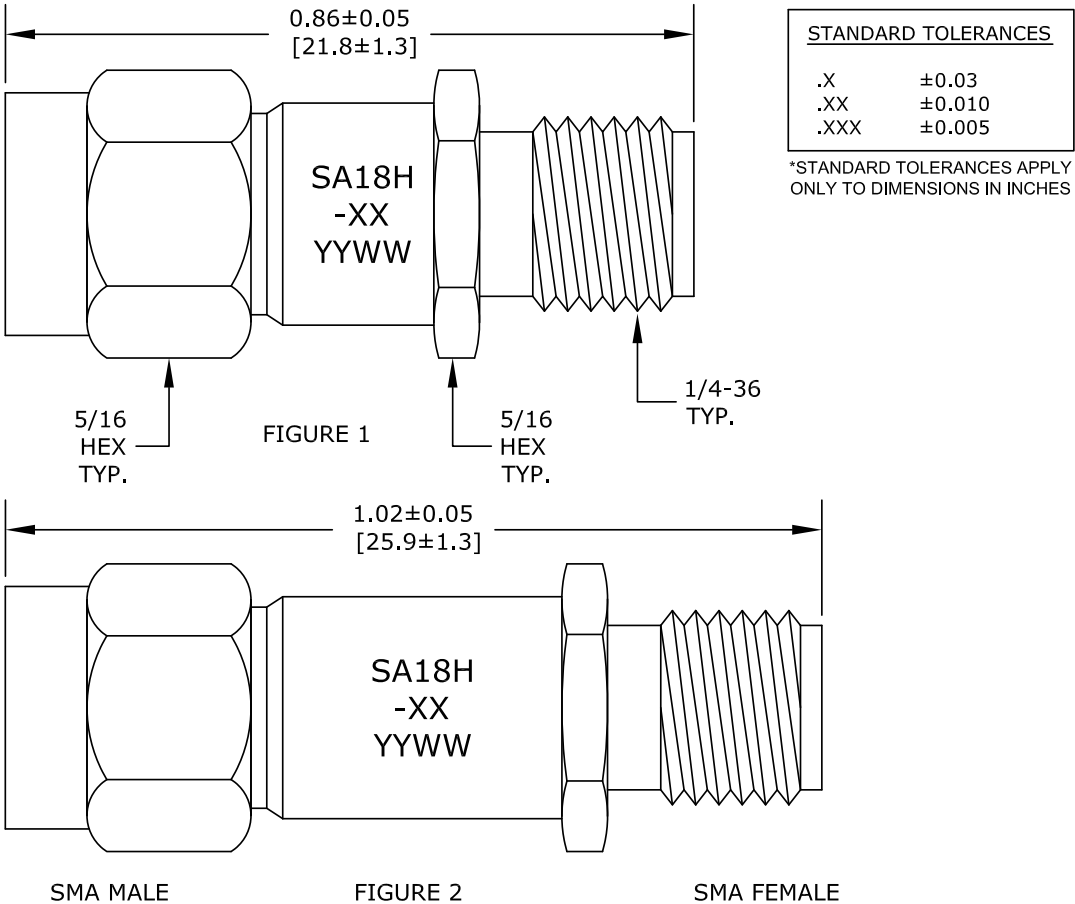
For additional information on this product, please click the following link: [2 dB Fixed Attenuator SMA Male \(Plug\) to SMA Female \(Jack\) Up to 18 GHz Rated to 2 Watts, Passivated Stainless Steel Body, 1.35 VSWR SA18H-02](https://www.fairviewmicrowave.com/2db-fixed-attenuator-sma-male-sma-female-2-watts-sa18h-02-p.aspx)

URL: <https://www.fairviewmicrowave.com/2db-fixed-attenuator-sma-male-sma-female-2-watts-sa18h-02-p.aspx>

The information contained within this document is accurate to the best of our knowledge and representative of the part described herein. It may be necessary to make modifications to the part and/or the documentation of the part in order to implement improvements. Fairview Microwave reserves the right to make such changes as required. Unless otherwise stated, all specifications are nominal. Fairview Microwave does not make any representation or warranty regarding the suitability of the part described herein for any particular purpose, and Fairview Microwave does not assume liability arising out of the use of any part or document.

SA18H-02 CAD Drawing

2 dB Fixed Attenuator SMA Male (Plug) to SMA Female (Jack) Up to 18 GHz  
Rated to 2 Watts, Passivated Stainless Steel Body, 1.35 VSWR



P/N	ATTEN.	FIGURE	P/N	ATTEN.	FIGURE	P/N	ATTEN.	FIGURE
SA18H-00	0 dB	1	SA18H-08	8 dB	1	SA18H-16	16 dB	2
SA18H-01	1 dB	1	SA18H-09	9 dB	1	SA18H-17	17 dB	2
SA18H-02	2 dB	1	SA18H-10	10 dB	1	SA18H-18	18 dB	2
SA18H-03	3 dB	1	SA18H-11	11 dB	1	SA18H-19	19 dB	2
SA18H-04	4 dB	1	SA18H-12	12 dB	1	SA18H-20	20 dB	2
SA18H-05	5 dB	1	SA18H-13	13 dB	2	SA18H-25	25 dB	2
SA18H-06	6 dB	1	SA18H-14	14 dB	2	SA18H-30	30 dB	2
SA18H-07	7 dB	1	SA18H-15	15 dB	2			

FAIRVIEW MICROWAVE INC. ALLEN, TX 75013 WWW.FAIRVIEWMICROWAVE.COM				NOTES: 1. UNLESS OTHERWISE SPECIFIED ALL DIMENSIONS ARE NOMINAL. 2. ALL SPECIFICATIONS ARE SUBJECT TO CHANGE WITHOUT NOTICE AT ANY TIME. 3. DIMENSIONS ARE IN INCHES [mm].				
TITLE				DWG NO SA18H			CAGE CODE 3FKR5	
				CAD FILE 031516	SHEET		SCALE N/A	SIZE A 3045