


COMBICON Spring Cage Plugs 7.5 or 7.62 mm Pitch

The new GFKC 2,5 plug is a spring cage version for large pitches and a nominal voltage of up to 400 V. The fast conductor connection is based on the "plug and play principle", i.e. solid or stranded conductors with a ferrule can be inserted directly into the terminal point, where they make contact automatically, without having to operate the opening lever.

In addition, all plugs have two test connections which can accommodate 2 mm Ø test pins or 2.3 mm Ø test plugs.

GFKC 2,5 plugs and headers are available with 2-12 positions. The plugs are also available with a screw flange for a vibration-resistant connection to headers with a threaded flange.

The self-adhesive marker cards SK 7,5/3,8 or SK 7,62/3,8 are used for labeling.



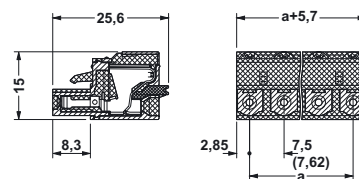
Spring Cage Plugs 7.5 mm Pitch GFKC 2,5/...-ST-7,5



Note:

COMBICON plug connectors may only be actuated in the no-load condition. If smaller loads need to be switched for operational reasons, experimental values are available on request.

Description	No. of pos.	Dim. a [mm]	Type	Order No.	Pcs./Pkt.
Plugs, 7.5 mm pitch, color: green,	2	7.5	GFKC 2,5/2-ST-7,5	19 39 41 3	50
	3	15	GFKC 2,5/3-ST-7,5	19 39 42 6	
	4	22.5	GFKC 2,5/4-ST-7,5	19 39 43 9	
	5	30	GFKC 2,5/5-ST-7,5	19 39 44 2	
	6	37.5	GFKC 2,5/6-ST-7,5	19 39 45 5	
	7	45	GFKC 2,5/7-ST-7,5	19 39 46 8	
	8	52.5	GFKC 2,5/8-ST-7,5	19 39 47 1	
	9	60	GFKC 2,5/9-ST-7,5	19 39 48 4	
	10	67.5	GFKC 2,5/10-ST-7,5	19 39 49 7	
	11	75	GFKC 2,5/11-ST-7,5	19 39 50 7	
	12	82.5	GFKC 2,5/12-ST-7,5	19 39 51 0	
	(1) Coding profile , is inserted into the groove on the plug, insulating material: red			CP-MSTB	
(2) Marker card , with 12 pcs. 10-section marker strips, white, self-adhesive, for 120 terminal blocks			SK 7,5/3,8 (see COMBICON catalog)		
(3) Screwdriver , blade: 0.6 x 3.5 x 100 mm length: 180 mm			SZS 0,6 x 3,5	12 05 05 3	10
Technical data			see description		
Dimensions			7.5		
Pitch [mm]			-		
Hole diameter [mm]			-		
Pin dimensions [mm]x[mm]			-		
Technical data in acc. with IEC/ DIN VDE			I		
Insulating material group			III / 3		
Surge voltage category / contamination class			III / 2		
Rated voltage [V]			II / 2		
Rated surge voltage [kV]			400		
Nominal current / cross section [A]/[mm ²]			630		
Maximum load current / cross section [A]/[mm ²]			1000		
Capacity connection			6		
Solid / stranded / conductor sizes [mm ²]/[mm ²]/AWG			12 / 2.5		
Stranded with ferrule without / with plastic sleeve [mm ²]			12 / 2.5		
Multiple connection (2 conductors with same cross section)			0.2 - 2.5 / 0.2 - 2.5 / 24 - 12		
Solid / stranded [mm ²]			0.25 - 2.5 / 0.25 - 2.5		
Stranded with ferrule without plastic sleeve [mm ²]			-		
Stranded with TWIN ferrule with plastic sleeve [mm ²]			-		
Stripping length [mm]			0.5 - 1		
Internal cylindrical gauge (IEC 60 947-1)			10		
Thread			A2		
Torque [Nm]			-		
Insulating material			PA		
Inflammability class in acc. with UL 94			V0		



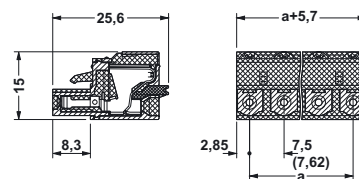
Spring Cage Plugs 7.62 mm Pitch GFKC 2,5/...-ST-7,62



Note:

COMBICON plug connectors may only be actuated in the no-load condition. If smaller loads need to be switched for operational reasons, experimental values are available on request.

Description	No. of pos.	Dim. a [mm]	Type	Order No.	Pcs./Pkt.
Plugs, 7.62 mm pitch, color: green,	2	7.62	GFKC 2,5/2-ST-7,62	19 39 63 3	50
	3	15.24	GFKC 2,5/3-ST-7,62	19 39 64 6	
	4	22.86	GFKC 2,5/4-ST-7,62	19 39 65 9	
	5	30.48	GFKC 2,5/5-ST-7,62	19 39 66 2	
	6	38.10	GFKC 2,5/6-ST-7,62	19 39 67 5	
	7	45.72	GFKC 2,5/7-ST-7,62	19 39 68 8	
	8	53.34	GFKC 2,5/8-ST-7,62	19 39 69 1	
	9	60.96	GFKC 2,5/9-ST-7,62	19 39 70 1	
	10	68.58	GFKC 2,5/10-ST-7,62	19 39 71 4	
	11	76.20	GFKC 2,5/11-ST-7,62	19 39 72 7	
	12	83.82	GFKC 2,5/12-ST-7,62	19 39 73 0	
	(1) Coding profile , is inserted into the groove on the plug, insulating material: red			CP-MSTB	
(2) Marker card , with 12 pcs. 10-section marker strips, white, self-adhesive, for 120 terminal blocks			SK 7,62/3,8 (see COMBICON catalog)		
(3) Screwdriver , blade: 0.6 x 3.5 x 100 mm length: 180 mm			SZS 0,6 x 3,5	12 05 05 3	10
Technical data			see description		
Dimensions		[mm]	7.62		
Pitch		[mm]	-		
Hole diameter		[mm]	-		
Pin dimensions		[mm]x[mm]	-		
Technical data in acc. with IEC/ DIN VDE			I		
Insulating material group		-	III / 3	III / 2	II / 2
Surge voltage category / contamination class		-/-	400	630	1000
Rated voltage		[V]	6	6	6
Rated surge voltage		[kV]	12 / 2.5		
Nominal current / cross section		[A]/[mm ²]	12 / 2.5		
Maximum load current / cross section		[A]/[mm ²]	12 / 2.5		
Capacity connection			0.2 - 2.5 / 0.2 - 2.5 / 24 - 12		
Solid / stranded / conductor sizes		[mm ²]/[mm ²]/AWG	0.25 - 2.5 / 0.25 - 2.5		
Stranded with ferrule without / with plastic sleeve		[mm ²]			
Multiple connection (2 conductors with same cross section)			0.5 - 1		
Solid / stranded		[mm ²]	-		
Stranded with ferrule without plastic sleeve		[mm ²]	-		
Stranded with TWIN ferrule with plastic sleeve		[mm ²]	-		
Stripping length		[mm]	10		
Internal cylindrical gauge (IEC 60 947-1)		-	A2		
Thread		-	-		
Torque		[Nm]	-		
Insulating material		-	PA		
Inflammability class in acc. with UL 94		-	V0		



Spring Cage Plugs with Screw Flange 7.5 mm Pitch GFKC 2,5/...-STF-7,5



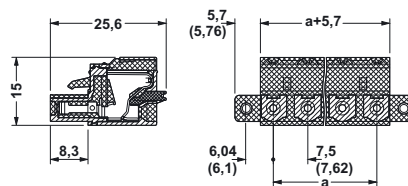
Note:

COMBICON plug connectors may only be actuated in the no-load condition. If smaller loads need to be switched for operational reasons, experimental values are available on request.

Description	No. of pos.	Dim. a [mm]	Type	Order No.	Pcs./Pkt.
Plugs with screw flange, 7.5 mm pitch, color: green,	2	7.5	GFKC 2,5/2-STF-7,5	19 39 52 3	50
	3	15	GFKC 2,5/3-STF-7,5	19 39 53 6	
	4	22.5	GFKC 2,5/4-STF-7,5	19 39 54 9	
	5	30	GFKC 2,5/5-STF-7,5	19 39 55 2	
	6	37.5	GFKC 2,5/6-STF-7,5	19 39 56 5	
	7	45	GFKC 2,5/7-STF-7,5	19 39 57 8	
	8	52.5	GFKC 2,5/8-STF-7,5	19 39 58 1	
	9	60	GFKC 2,5/9-STF-7,5	19 39 59 4	
	10	67.5	GFKC 2,5/10-STF-7,5	19 39 60 4	
	11	75	GFKC 2,5/11-STF-7,5	19 39 61 7	
	12	82.5	GFKC 2,5/12-STF-7,5	19 39 62 0	
	(1) Coding profile , is inserted into the groove on the plug, insulating material: red			CP-MSTB	
(2) Marker card , with 12 pcs. 10-section marker strips, white, selv-adhesive, for 120 terminal blocks			SK 7,5/3,8 (see COMBICON catalog)		
(3) Screwdriver , blade: 0.6 x 3.5 x 100 mm length: 180 mm			SZS 0,6 x 3,5	12 05 05 3	10

Technical data

Dimensions		see description		
Pitch	[mm]	7.5		
Hole diameter	[mm]	-		
Pin dimensions	[mm]x[mm]	-		
Technical data in acc. with IEC/ DIN VDE				
Insulating material group	-	I		
Surge voltage category / contamination class	-/-	III / 3	III / 2	II / 2
Rated voltage	[V]	400	630	1000
Rated surge voltage	[kV]	6	6	6
Nominal current / cross section	[A]/[mm ²]	12 / 2.5		
Maximum load current / cross section	[A]/[mm ²]	12 / 2.5		
Capacity connection				
Solid / stranded / conductor sizes	[mm ²]/[mm ²]/AWG	0.2 - 2.5 / 0.2 - 2.5 / 24 - 12		
Stranded with ferrule without / with plastic sleeve	[mm ²]	0.25 - 2.5 / 0.25 - 2.5		
Multiple connection (2 conductors with same cross section)				
Solid / stranded	[mm ²]	-		
Stranded with ferrule without plastic sleeve	[mm ²]	-		
Stranded with TWIN ferrule with plastic sleeve	[mm ²]	0.5 - 1		
Stripping length	[mm]	10		
Internal cylindrical gauge (IEC 60 947-1)	-	A2		
Thread	-	-		
Torque	[Nm]	-		
Insulating material		PA		
Inflammability class in acc. with UL 94		V0		



Spring Cage Plugs with Screw Flange 7.62 mm Pitch GFKC 2,5/...-STF-7,62

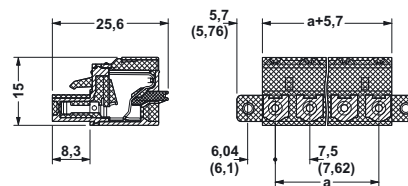


Note:
COMBICON plug connectors may only be actuated in the no-load condition. If smaller loads need to be switched for operational reasons, experimental values are available on request.

Description	No. of pos.	Dim. a [mm]	Type	Order No.	Pcs./Pkt.
Plugs with screw flange, 7.62 mm pitch, color: green,	2	7.62	GFKC 2,5/2-STF-7,62	19 39 74 3	50
	3	15.24	GFKC 2,5/3-STF-7,62	19 39 75 6	
	4	22.86	GFKC 2,5/4-STF-7,62	19 39 76 9	
	5	30.48	GFKC 2,5/5-STF-7,62	19 39 77 2	
	6	38.10	GFKC 2,5/6-STF-7,62	19 39 78 5	
	7	45.72	GFKC 2,5/7-STF-7,62	19 39 79 8	
	8	53.34	GFKC 2,5/8-STF-7,62	19 39 80 8	
	9	60.96	GFKC 2,5/9-STF-7,62	19 39 81 1	
	10	68.58	GFKC 2,5/10-STF-7,62	19 39 82 4	
	11	76.20	GFKC 2,5/11-STF-7,62	19 39 83 7	
	12	83.82	GFKC 2,5/12-STF-7,62	19 39 84 0	
	(1) Coding profile , is inserted into the groove on the plug, insulating material: red			CP-MSTB	
(2) Marker card , with 12 pcs. 10-section marker strips, white, self-adhesive, for 120 terminal blocks			SK 7,62/3,8 (see COMBICON catalog)		
(3) Screwdriver , blade: 0.6 x 3.5 x 100 mm length: 180 mm			SZS 0,6 x 3,5	12 05 05 3	10

Technical data

Dimensions		see description
Pitch	[mm]	7.62
Hole diameter	[mm]	—
Pin dimensions	[mm]x[mm]	—
Technical data in acc. with IEC/ DIN VDE		
Insulating material group	—	I
Surge voltage category / contamination class	—/—	III / 3 III / 2 II / 2
Rated voltage	[V]	400 630 1000
Rated surge voltage	[kV]	6 6 6
Nominal current / cross section	[A]/[mm ²]	12 / 2.5
Maximum load current / cross section	[A]/[mm ²]	12 / 2.5
Capacity connection		
Solid / stranded / conductor sizes	[mm ²]/[mm ²]/AWG	0.2 - 2.5 / 0.2 - 2.5 / 24 - 12
Stranded with ferrule without / with plastic sleeve	[mm ²]	0.25 - 2.5 / 0.25 - 2.5
Multiple connection (2 conductors with same cross section)		
Solid / stranded	[mm ²]	—
Stranded with ferrule without plastic sleeve	[mm ²]	—
Stranded with TWIN ferrule with plastic sleeve	[mm ²]	0.5 - 1
Stripping length	[mm]	10
Internal cylindrical gauge (IEC 60 947-1)	—	A2
Thread	—	—
Torque	[Nm]	—
Insulating material	—	PA
Inflammability class in acc. with UL 94	—	V0



http://www.phoenixcontact.com

© Phoenix Contact 15.03.02 TNR: 5126617-00