

Surface Mount Fuse with Holder, 12 x 5.2 mm, Quick-Acting F, 125 VAC, 125 VDC



UL 248-14 · 125 VAC · 125 VDC · Quick-Acting F

See below:


[Approvals and Compliances](#)**Description**

- Directly solderable on printed circuit boards
- OMK 125 = OMF 125 + OMH 125

**References****Weblinks**

[pdf data sheet](#), [html datasheet](#), [General Product Information](#), [Distributor-Stock-Check](#), [Detailed request for product](#)

**Technical Data**

Rated Voltage	125 VAC, 125 VDC
Rated current	0.063 - 5 A
Breaking Capacity	100 A
Characteristic	Quick-Acting F
Mounting	PCB,SMT
Admissible Ambient Temp.	-40 °C to 85 °C
Climatic Category	40/085/21 acc. to IEC 60068-1
Material: Housing	Thermoplastic, UL 94V-0
Material: Terminals	Tin-Plated Copper
Unit Weight	0.47 g
Storage Conditions	0 °C to 60 °C, max. 70% r.h.
Product Marking	 Type, Rated current, Certification marks

Soldering Methods	Reflow <a href="#">Soldering Profile</a>
Solderability	245 °C / 3 sec acc. to IEC 60068-2-58, Test Td
Resistance to Soldering Heat	260 °C / 10 sec acc. to IEC 60068-2-58, Test Td
Moisture Sensitivity Level	MSL 1, J-STD-020



**Approvals and Compliances**

Detailed information on product approvals, code requirements, usage instructions and detailed test conditions can be looked up in [Details about Approvals](#)

SCHURTER products are designed for use in industrial environments. They have approvals from independent testing bodies according to national and international standards. Products with specific characteristics and requirements such as required in the automotive sector according to IATF 16949, medical technology according to ISO 13485 or in the aerospace industry can be offered exclusively with customer-specific, individual agreements by SCHURTER.


**Product standards**

Product standards that are referenced

Organization	Design	Standard	Description
	Designed according to	UL 248-14	Low voltage fuses - Part 14: Supplemental fuses
	Designed according to	CSA22.2 No. 248.14	Low-Voltage Fuses - Part 14: Supplemental Fuses






**Application standards**

Application standards where the product can be used

Organization	Design	Standard	Description
	Suitable for applications acc.	IEC/UL 62368-1	Audio/video, information and communication technology equipment - Part 1: Safety requirements

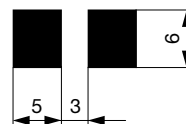
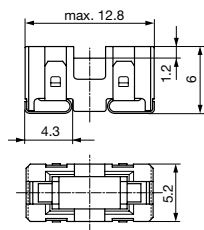
## Compliances

The product complies with following Guide Lines

Identification	Details	Initiator	Description
	<a href="#">CE declaration of conformity</a>	SCHURTER AG	The CE marking declares that the product complies with the applicable requirements laid down in the harmonisation of Community legislation on its affixing in accordance with EU Regulation 765/2008.
	<a href="#">UKCA declaration of conformity</a>	SCHURTER AG	The UKCA marking declares that the product complies with the applicable requirements laid down in the British Amendment of Regulation (EC) 765/2008.
	RoHS	SCHURTER AG	Directive RoHS 2011/65/EU, Amendment (EU) 2015/863
	China RoHS	SCHURTER AG	The law SJ / T 11363-2006 (China RoHS) has been in force since 1 March 2007. It is similar to the EU directive RoHS.
	REACH	SCHURTER AG	On 1 June 2007, Regulation (EC) No 1907/2006 on the Registration, Evaluation, Authorization and Restriction of Chemicals 1 (abbreviated as "REACH") entered into force.

## Dimension [mm]

12 mm



Soldering pads

## Pre-Arcing Time

Rated Current  $I_n$     1.0 x  $I_n$  min.    2.0 x  $I_n$  max.    4.0 x  $I_n$  max.

0.063 A - 5 A	4 h	1 s	10 ms
---------------	-----	-----	-------

Time-Current-Curves



All Variants

Fuse	Holder	Rated Current [A]	Rated Voltage [VAC]	Rated Voltage [VDC]	Breaking Capacity	Voltage Drop 1.0 I <sub>n</sub> typ. [mV]	Power Dissipation 1.0 I <sub>n</sub> typ. [mW]	Melting I <sup>2</sup> t 4.0 I <sub>n</sub> typ. [A <sup>2</sup> s]	Order Number
●	●	0.063	125	125	1)	2550	160	0.00011	3404.2303.11
●	●	0.063	125	125	1)	2550	160	0.00011	3404.2303.22
●	●	0.063	125	125	1)	2550	160	0.00011	3404.2303.23
●	●	0.1	125	125	1)	1770	180	0.00067	3404.2304.11
●	●	0.1	125	125	1)	1770	180	0.00067	3404.2304.22
●	●	0.1	125	125	1)	1770	180	0.00067	3404.2304.23
●	●	0.125	125	125	1)	1770	220	0.0011	3404.2349.11
●	●	0.125	125	125	1)	1770	220	0.0011	3404.2349.22
●	●	0.125	125	125	1)	1770	220	0.0011	3404.2349.23
●	●	0.16	125	125	1)	1700	270	0.0018	3404.2305.11
●	●	0.16	125	125	1)	1700	270	0.0018	3404.2305.22
●	●	0.16	125	125	1)	1700	270	0.0018	3404.2305.23
●	●	0.25	125	125	1)	990	250	0.0058	3404.2306.11
●	●	0.25	125	125	1)	990	250	0.0058	3404.2306.22
●	●	0.25	125	125	1)	990	250	0.0058	3404.2306.23
●	●	0.35	125	125	1)	990	350	0.0076	3404.2343.11
●	●	0.35	125	125	1)	990	350	0.0076	3404.2343.22
●	●	0.35	125	125	1)	990	350	0.0076	3404.2343.23
●	●	0.375	125	125	1)	990	370	0.013	3404.2344.11
●	●	0.375	125	125	1)	990	370	0.013	3404.2344.22
●	●	0.375	125	125	1)	990	370	0.013	3404.2344.23
●	●	0.4	125	125	1)	960	380	0.016	3404.2307.11
●	●	0.4	125	125	1)	960	380	0.016	3404.2307.22
●	●	0.4	125	125	1)	960	380	0.016	3404.2307.23
●	●	0.5	125	125	1)	350	150	0.01	3404.2345.11
●	●	0.5	125	125	1)	350	150	0.01	3404.2345.22
●	●	0.5	125	125	1)	350	150	0.01	3404.2345.23
●	●	0.63	125	125	1)	290	180	0.02	3404.2308.11

Fuse	Holder	Rated Current [A]	Rated Voltage [VAC]	Rated Voltage [VDC]	Breaking Capacity	Voltage Drop 1.0 I <sub>n</sub> typ. [mV]	Power Dissipation 1.0 I <sub>n</sub> typ. [mW]	Melting I <sup>2</sup> t 4.0 I <sub>n</sub> typ. [A <sup>2</sup> s]	Order Number
●	●	0.63	125	125	1)	290	180	0.02	3404.2308.22
●	●	0.63	125	125	1)	290	180	0.02	3404.2308.23
●	●	0.75	125	125	1)	260	200	0.031	3404.2346.11
●	●	0.75	125	125	1)	260	200	0.031	3404.2346.22
●	●	0.75	125	125	1)	260	200	0.031	3404.2346.23
●	●	1	125	125	1)	220	220	0.078	3404.2309.11
●	●	1	125	125	1)	220	220	0.078	3404.2309.22
●	●	1	125	125	1)	220	220	0.078	3404.2309.23
●	●	1.25	125	125	1)	220	280	0.14	3404.2310.11
●	●	1.25	125	125	1)	220	280	0.14	3404.2310.22
●	●	1.25	125	125	1)	220	280	0.14	3404.2310.23
●	●	1.5	125	125	1)	200	300	0.24	3404.2347.11
●	●	1.5	125	125	1)	200	300	0.24	3404.2347.22
●	●	1.5	125	125	1)	200	300	0.24	3404.2347.23
●	●	1.6	125	125	1)	200	320	0.27	3404.2311.11
●	●	1.6	125	125	1)	200	320	0.27	3404.2311.22
●	●	1.6	125	125	1)	200	320	0.27	3404.2311.23
●	●	2	125	125	1)	200	400	0.44	3404.2312.11
●	●	2	125	125	1)	200	400	0.44	3404.2312.22
●	●	2	125	125	1)	200	400	0.44	3404.2312.23
●	●	2.5	125	125	1)	190	480	0.97	3404.2313.11
●	●	2.5	125	125	1)	190	480	0.97	3404.2313.22
●	●	2.5	125	125	1)	190	480	0.97	3404.2313.23
●	●	3	125	125	1)	190	570	1.3	3404.2314.11
●	●	3	125	125	1)	190	570	1.3	3404.2314.22
●	●	3	125	125	1)	190	570	1.3	3404.2314.23
●	●	3.15	125	125	1)	190	600	1.2	3404.2348.11
●	●	3.15	125	125	1)	190	600	1.2	3404.2348.22
●	●	3.15	125	125	1)	190	600	1.2	3404.2348.23
●	●	3.5	125	125	1)	140	490	1.6	3404.2315.11
●	●	3.5	125	125	1)	140	490	1.6	3404.2315.22
●	●	3.5	125	125	1)	140	490	1.6	3404.2315.23
●	●	4	125	125	1)	140	560	2.1	3404.2316.11
●	●	4	125	125	1)	140	560	2.1	3404.2316.22
●	●	4	125	125	1)	140	560	2.1	3404.2316.23
●	●	5	125	125	1)	140	700	2.9	3404.2317.11
●	●	5	125	125	1)	140	700	2.9	3404.2317.22
●	●	5	125	125	1)	140	700	2.9	3404.2317.23

Availability for all products can be searched real-time: <https://www.schurter.com/en/info-center/support-tools/stock-check-distributors>

1) 100 A @ 125 VAC,  $\cos \phi = 0.99 - 1$ ; 100 A @ 125 VDC  $\tau < 1$  ms

#### Packaging Unit

acc. IEC 60286-3 Type 2a

.xx = .11	100 pcs in ESD-plastic bag
.xx = .22	750 pcs. in tape [W: 24mm and P1: 8mm] on reel [A: 33cm]
.xx = .23	1500 pcs. in tape [W: 24mm and P1: 8mm] on reel [A: 38cm]