


# 5KP-HR Series

## Axial Leaded – 5 kW



### Agency Approvals

Agency	Agency File Number
	E230531

### Maximum Ratings and Thermal Characteristics ( $T_A=25^\circ\text{C}$ unless otherwise noted)

Parameter	Symbol	Value	Unit
Peak Pulse Power Dissipation by 10/1000 $\mu\text{s}$ Test Waveform (Fig.2)(Note 1)	$P_{PPM}$	5	kW
Steady State Power Dissipation on Infinite Heat Sink at $T_A=75^\circ\text{C}$	$P_D$	8.0	W
Peak Forward Surge Current, 8.3ms Single Half Sine Wave Unidirectional Only (Note 2)	$I_{FSM}$	400	A
Maximum Instantaneous Forward Voltage at 100A for Unidirectional Only (Note 3)	$V_F$	3.5/5.0	V
Operating Junction and Storage Temperature Range	$T_J, T_{STG}$	-55 to 175	$^\circ\text{C}$
Typical Thermal Resistance Junction to Lead	$R_{\theta JL}$	8.0	$^\circ\text{C/W}$
Typical Thermal Resistance Junction to Ambient	$R_{\theta JA}$	40	$^\circ\text{C/W}$

#### Notes:

- Non-repetitive current pulse per Fig. 4 and derated above  $T_J$  (initial) =  $25^\circ\text{C}$  per Fig. 3.
- Measured on 8.3ms single half sine wave or equivalent square wave, duty cycle=4 per minute maximum.
- $V_F < 3.5\text{V}$  for single die parts and  $V_F < 5.0\text{V}$  for stacked-die parts.

## Description

The 5KP-HR High Reliability Series is designed specifically to protect sensitive electronic equipment from voltage transients induced by lightning and other transient voltage events.

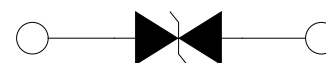
## Features & Benefits

- 5 kW peak pulse capability at 10/1000 $\mu\text{s}$  waveform, repetition rate (duty cycles):0.01%
- Glass passivated chip junction in P600 package
- Fast response time: typically less than 1.0ps from 0 Volts to  $V_{BR\ min}$
- Excellent clamping capability
- Typical failure mode is short from over-specified voltage or current
- Whisker test is conducted based on JEDEC JESD201A per its table 4a and 4c
- IEC-61000-4-2 ESD 30kV(Air), 30kV (Contact)
- EFT protection of data lines in accordance with IEC 61000-4-4
- Low incremental surge resistance
- Typical  $I_R$  less than  $2\mu\text{A}$  when  $V_{BR\ min} > 12\text{V}$
- High temperature soldering guaranteed: 260C/10 seconds / 0.375" (9.5mm) lead length, 5 lbs., (2.3kg) tension
- $V_{BR} @ T_J = V_{BR} @ 25^\circ\text{C} \times (1 + \alpha T \times (T_J - 25))$  ( $\alpha T$ : Temperature Coefficient, typical value is 0.1%)
- UL Recognized compound meeting flammability rating V-0
- Lead-free matte tin plated package
- Halogen free and RoHS compliant
- Pb-free E3 means 2nd level interconnect is Pb-free and the terminal finish material is tin(Sn) (IPC/JEDEC J-STD-609A.01)

## Applications

TVS Components are ideal for the protection of I/O interfaces,  $V_{CC}$  bus and other vulnerable circuits used in telecom, computer, industrial and consumer electronic applications.

### Functional Diagram



Bi-directional




Uni-directional

# 5KP-HR Series

## Axial Leaded – 5 kW

### Electrical Characteristics ( $T_A=25^\circ\text{C}$ unless otherwise noted)

Part Number (Uni)	Part Number (Bi)	Reverse Stand off Voltage $V_R$ (Volts)	Breakdown Voltage $V_{BR}$ (Volts) @ $I_T$		Test Current $I_T$ (mA)	Maximum Clamping Voltage $V_C$ @ $I_{PP}$ (V)	Maximum Peak Pulse Current $I_{PP}$ (A)	Maximum Reverse Leakage $I_R$ @ $V_R$ ( $\mu\text{A}$ )	Agency Recognition 
			MIN	MAX					
5KP5.0A-HR	5KP5.0CA-HR	5.0	6.40	7.00	50	9.2	554.3	5000	X
5KP6.0A-HR	5KP6.0CA-HR	6.0	6.67	7.37	50	10.3	495.1	5000	X
5KP6.5A-HR	5KP6.5CA-HR	6.5	7.22	7.98	50	11.2	455.4	2000	X
5KP7.0A-HR	5KP7.0CA-HR	7.0	7.78	8.60	50	12.0	425.0	1000	X
5KP7.5A-HR	5KP7.5CA-HR	7.5	8.33	9.21	5	12.9	395.3	250	X
5KP8.0A-HR	5KP8.0CA-HR	8.0	8.89	9.83	5	13.6	375.0	150	X
5KP8.5A-HR	5KP8.5CA-HR	8.5	9.44	10.40	5	14.4	354.2	50	X
5KP9.0A-HR	5KP9.0CA-HR	9.0	10.00	11.10	5	15.4	331.2	20	X
5KP10A-HR	5KP10CA-HR	10.0	11.10	12.30	5	17.0	300.0	15	X
5KP11A-HR	5KP11CA-HR	11.0	12.20	13.50	5	18.2	280.2	2	X
5KP12A-HR	5KP12CA-HR	12.0	13.30	14.70	5	19.9	256.3	2	X
5KP13A-HR	5KP13CA-HR	13.0	14.40	15.90	5	21.5	237.2	2	X
5KP14A-HR	5KP14CA-HR	14.0	15.60	17.20	5	23.2	219.8	2	X
5KP15A-HR	5KP15CA-HR	15.0	16.70	18.50	5	24.4	209.0	2	X
5KP16A-HR	5KP16CA-HR	16.0	17.80	19.70	5	26.0	196.2	2	X
5KP17A-HR	5KP17CA-HR	17.0	18.90	20.90	5	27.6	184.8	2	X
5KP18A-HR	5KP18CA-HR	18.0	20.00	22.10	5	29.2	174.7	2	X
5KP20A-HR	5KP20CA-HR	20.0	22.20	24.50	5	32.4	157.4	2	X
5KP22A-HR	5KP22CA-HR	22.0	24.00	26.90	5	35.5	143.7	2	X
5KP24A-HR	5KP24CA-HR	24.0	26.70	29.50	5	38.9	131.1	2	X
5KP26A-HR	5KP26CA-HR	26.0	28.90	31.90	5	42.1	121.1	2	X
5KP28A-HR	5KP28CA-HR	28.0	31.10	34.40	5	45.4	112.3	2	X
5KP30A-HR	5KP30CA-HR	30.0	33.30	36.80	5	48.4	105.4	2	X
5KP33A-HR	5KP33CA-HR	33.0	36.70	40.60	5	53.3	95.7	2	X
5KP36A-HR	5KP36CA-HR	36.0	40.00	44.20	5	58.1	87.8	2	X
5KP40A-HR	5KP40CA-HR	40.0	44.40	49.10	5	64.5	79.1	2	X
5KP43A-HR	5KP43CA-HR	43.0	47.80	52.80	5	69.4	73.5	2	X
5KP45A-HR	5KP45CA-HR	45.0	50.00	55.30	5	72.7	70.2	2	X
5KP48A-HR	5KP48CA-HR	48.0	53.30	58.90	5	77.4	65.9	2	X
5KP51A-HR	5KP51CA-HR	51.0	56.70	62.70	5	82.4	61.9	2	X
5KP54A-HR	5KP54CA-HR	54.0	60.00	66.30	5	87.1	58.6	2	X
5KP58A-HR	5KP58CA-HR	58.0	64.40	71.20	5	93.6	54.5	2	X
5KP60A-HR	5KP60CA-HR	60.0	66.70	73.70	5	96.8	52.7	2	X
5KP64A-HR	5KP64CA-HR	64.0	71.10	78.60	5	103.0	49.5	2	X
5KP70A-HR	5KP70CA-HR	70.0	77.80	86.00	5	113.0	45.1	2	X
5KP75A-HR	5KP75CA-HR	75.0	83.30	92.10	5	121.0	42.1	2	X
5KP78A-HR	5KP78CA-HR	78.0	86.70	95.80	5	126.0	40.5	2	X
5KP85A-HR	5KP85CA-HR	85.0	94.40	104.00	5	137.0	37.2	2	X
5KP90A-HR	5KP90CA-HR	90.0	100.00	111.00	5	146.0	34.9	2	X
5KP100A-HR	5KP100CA-HR	100.0	110.00	123.00	5	162.0	31.5	2	X
5KP110A-HR	5KP110CA-HR	110.0	122.00	135.00	5	177.0	28.8	2	X
5KP120A-HR	5KP120CA-HR	120.0	133.00	147.00	5	193.0	26.4	2	X
5KP130A-HR	5KP130CA-HR	130.0	144.00	159.00	5	209.0	24.4	2	X
5KP150A-HR	5KP150CA-HR	150.0	167.00	185.00	5	243.0	21.0	2	X
5KP160A-HR	5KP160CA-HR	160.0	178.00	197.00	5	259.0	19.7	2	X
5KP170A-HR	5KP170CA-HR	170.0	189.00	209.00	5	275.0	18.5	2	X
5KP180A-HR	5KP180CA-HR	180.0	200.00	221.00	5	292.0	17.5	2	X
5KP190A-HR	5KP190CA-HR	190.0	211.00	233.00	5	310.0	16.5	2	-
5KP200A-HR	5KP200CA-HR	200.0	222.00	246.00	5	329.2	15.5	2	X
5KP210A-HR	5KP210CA-HR	210.0	233.00	258.00	5	349.5	14.6	2	-
5KP220A-HR	5KP220CA-HR	220.0	244.00	270.00	5	371.1	13.7	2	X

**Note:**

2. Each lot of parts will pass group B test requirement.

# 5KP-HR Series

## Axial Leaded – 5 kW

### Screen Process

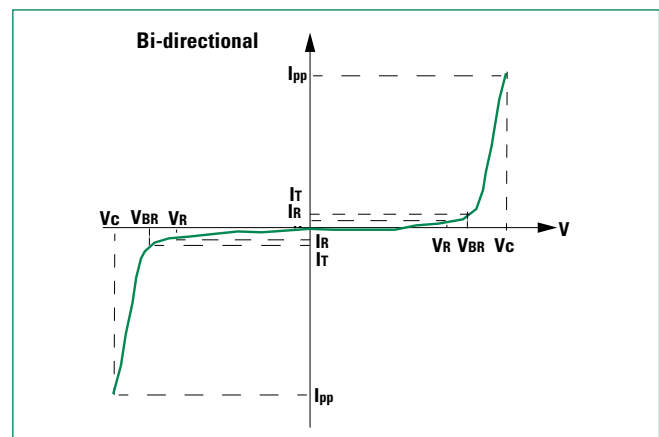
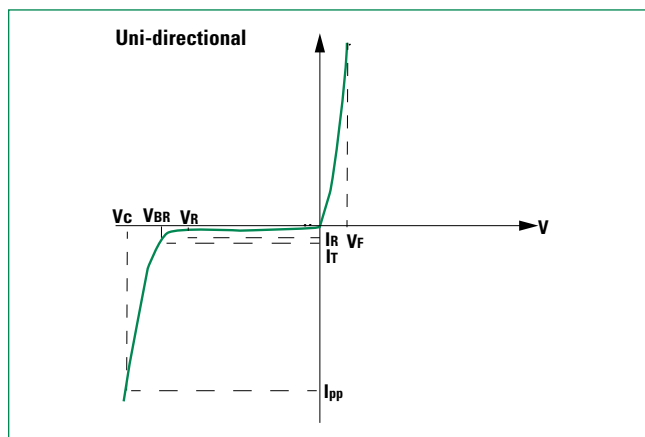
100% Vision Inspection	MIL-STD-750 method 2074
100% High Temperature Storage Life (168hrs,175°C)	MIL-STD-750 method 1031
100% Temperature Cycle Test (-55 to 150°C, 20 cycles, dwell time 15 min)	MIL-STD-750 method 1051
100% Surge Test (2x)	MIL-STD-750 method 4066
100% HTRB 150°C Bias=VR(80% breakdown voltage, 96hrs, and each direction 96hrs for Bi-directional products)	MIL-STD-750 method 1038
Final Electrical Test( 100% 3 sigma limit, 100% dynamic test and PAT limit)	MIL-STD-750 method 4016.4021.4011

Note: Up-screen program can be specified by customer's request via contacting Littelfuse service

### Group B Test Requirement

Screen	Method	Condition	Requirement
Surge test	10/1000 $\mu$ s Peak Pulse Waveform	Maximum clamping Voltage ( $V_C$ ) @ Peak Pulse Current ( $I_{PP}$ )	Sample Size 45 perform 10x Accept 0 failures Sample size 45
Burn - In (HTRB)	MIL -STD-750, Method 1038.5	Applied voltage 100% $V_R$ @150°C	340 hours (680 hours for bi-direction products, each direction 340 hours) Accept 0 failures Sample size 45
Electrical test	--	$I_R$ @ $V_R$ , $V_{(BR)}$ @ $I_T$	Accept 0 failures

### I-V Curve Characteristics



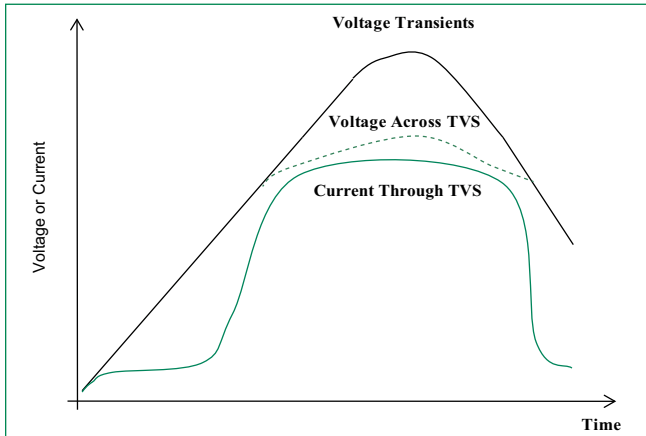
- $P_{PPM}$  **Peak Pulse Power Dissipation** – Max power dissipation  
 $V_R$  **Stand-off Voltage** – Maximum voltage that can be applied to the TVS without operation  
 $V_{BR}$  **Breakdown Voltage** – Maximum voltage that flows through the TVS at a specified test current ( $I_T$ )  
 $V_C$  **Clamping Voltage** – Peak voltage measured across the TVS at a specified  $I_{PPM}$  (peak impulse current)  
 $I_R$  **Reverse Leakage Current** – Current measured at  $V_R$   
 $V_F$  **Forward Voltage Drop for Uni-directional**

# 5KP-HR Series

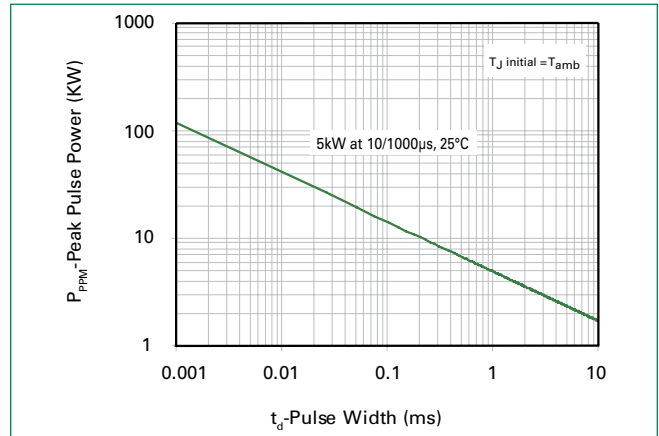
## Axial Leaded – 5 kW

### Ratings and Characteristic Curves ( $T_A=25^\circ\text{C}$ unless otherwise noted)

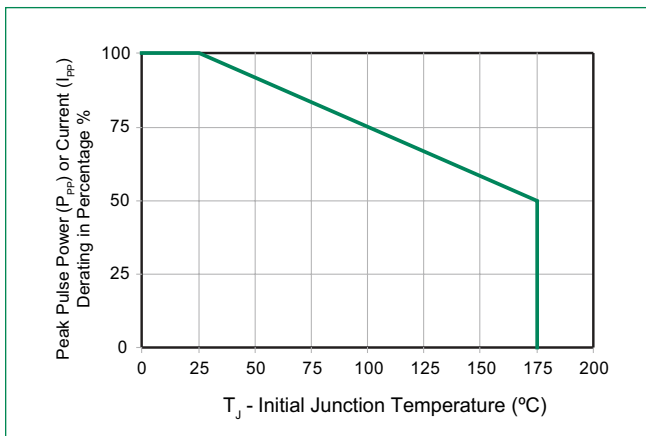
**Figure 1 - TVS Transients Clamping Waveform**



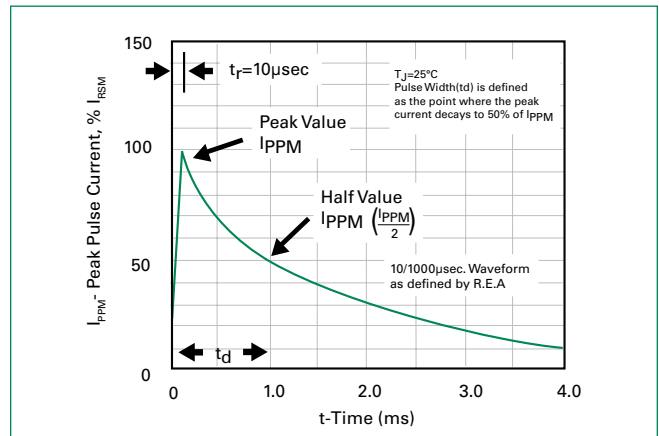
**Figure 2 - Peak Pulse Power Rating Curve**



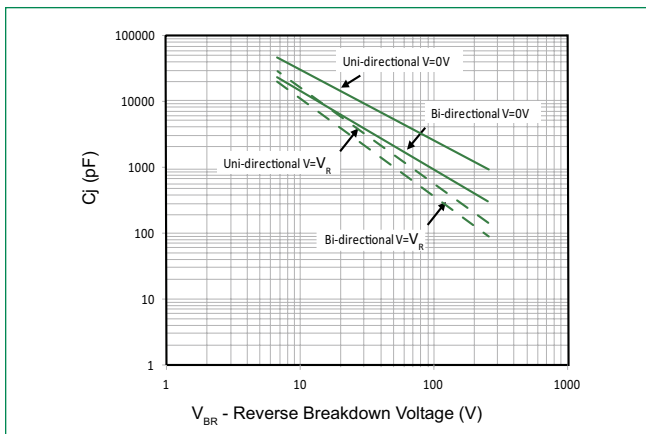
**Figure 3 - Peak Pulse Power Derating Curve**



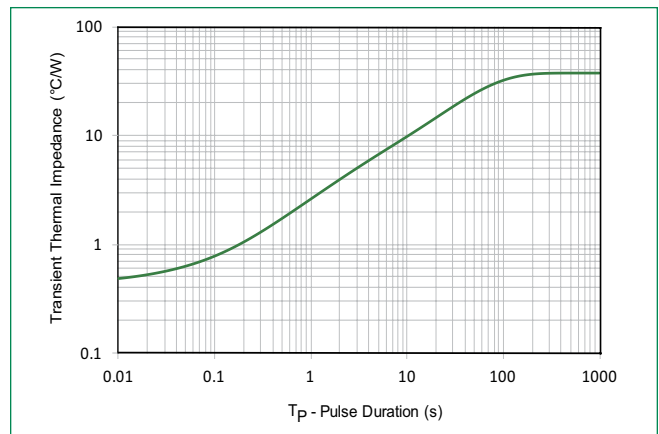
**Figure 4 - Pulse Waveform**



**Figure 5 - Typical Junction Capacitance**



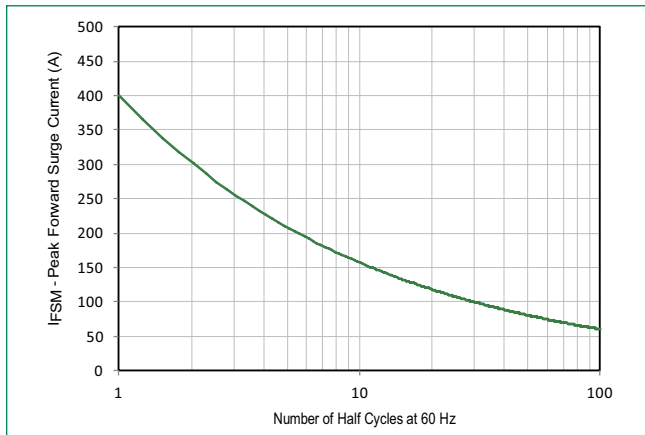
**Figure 6 - Typical Transient Thermal Impedance**



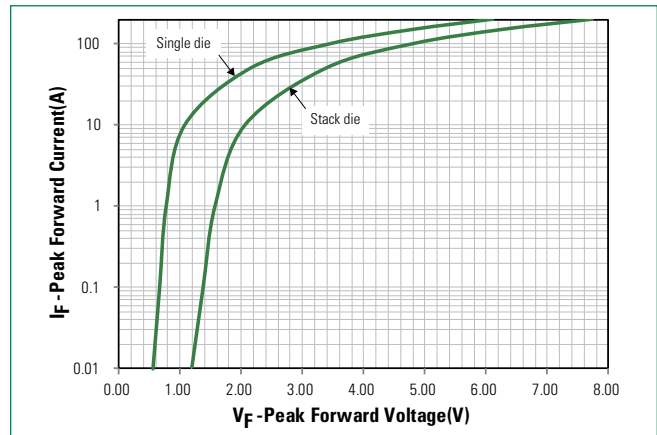
# 5KP-HR Series

## Axial Leaded – 5 kW

**Figure 7 - Maximum Non-Repetitive Peak Forward Surge Current Uni-Directional Only**



**Figure 8 - Peak Forward Voltage Drop vs Peak Forward Current (Typical Values)**



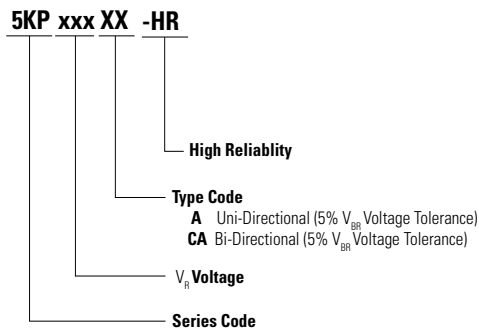
### Physical Specifications

<b>Weight</b>	0.07oz., 2.1g
<b>Case</b>	P600 molded plastic body over passivated junction.
<b>Polarity</b>	Color band denotes the cathode except Bipolar.
<b>Terminal</b>	Matte Tin axial leads, solderable per JESD22-B102.

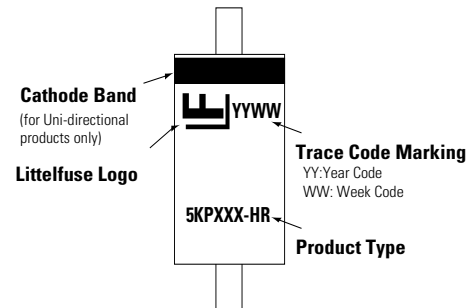
### Environmental Specifications

<b>High Temp. Storage</b>	JESD22-A103
<b>HTRB</b>	JESD22-A108
<b>Temperature Cycling</b>	JESD22-A104
<b>H3TRB</b>	JESD22-A101
<b>RSH</b>	JESD22-B106

### Part Numbering System



### Part Marking System

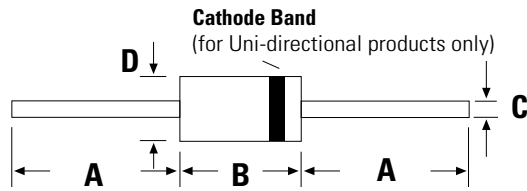


### Packing Options

Part Number	Component Package	Quantity	Packaging Option	Packaging Specification
5KPxxxXX-HR	P600	800	Tape & Reel	EIA STD RS-296

# 5KP-HR Series

## Axial Leaded – 5 kW

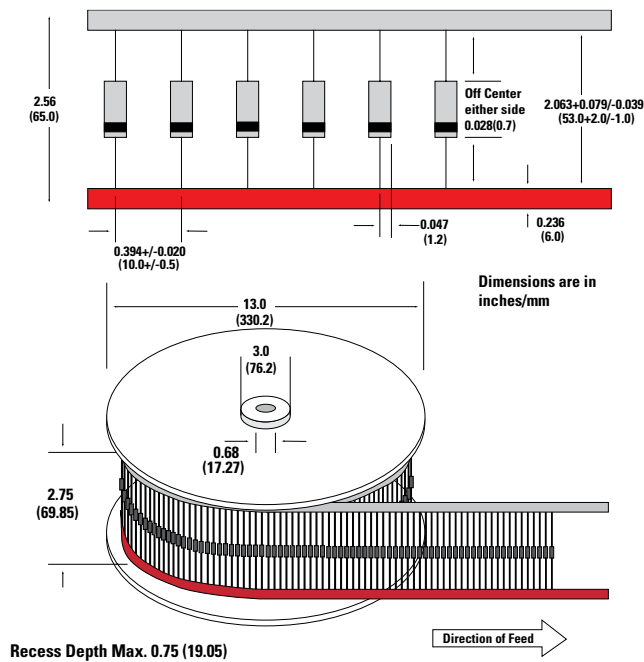


P600

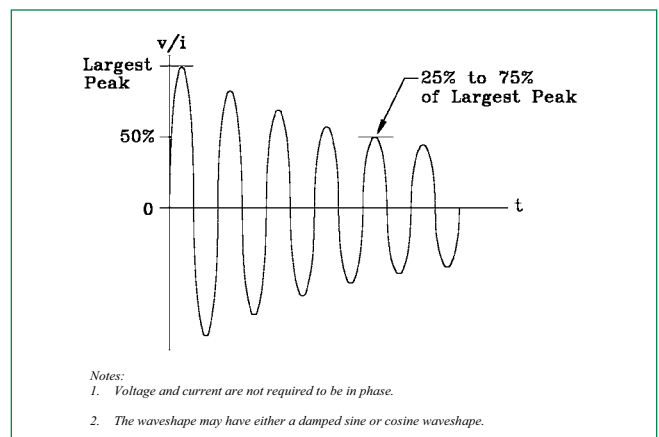
### Dimensions

Dimensions	Inches		Millimeters	
	Min	Max	Min	Max
A	1.000	-	25.40	-
B	0.340	0.360	8.60	9.10
C	0.048	0.054	1.22	1.36
D	0.340	0.360	8.60	9.10

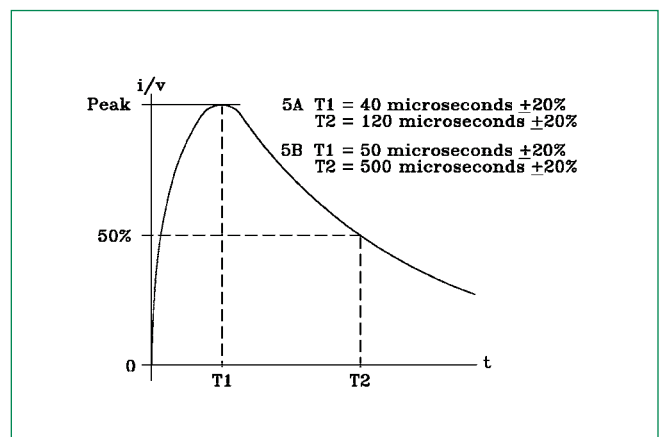
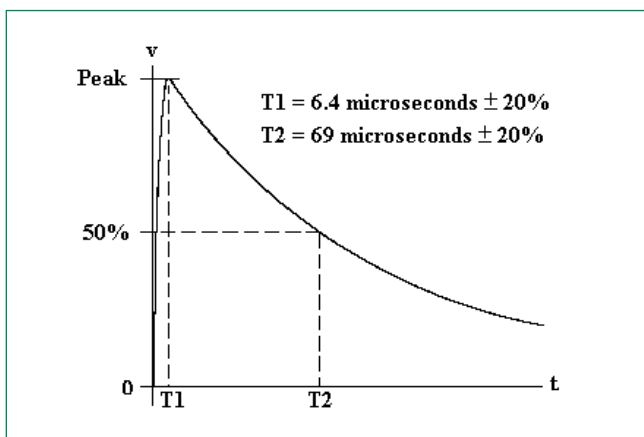
### Tape and Reel Specification



### RTCA/DO-160G Wave 3



### RTCA/DO-160G Wave 4 and Wave 5



# 5KP-HR Series

## Axial Leaded – 5 kW

### Pin Injection Protection Per RTCA/DO-160G

Part Number (Uni)	Part Number (Bi)	25C							70C							120C						
		Wave 3	Wave 4 (6.4/69us)			Wave 5a (40/120us)			Wave 3	Wave 4 (6.4/69us)			Wave 5a (40/120us)			Wave 3	Wave 4 (6.4/69us)			Wave 5a (40/120us)		
		L5	L3	L4	L5	L3	L4	L5	L5	L3	L4	L5	L3	L4	L5	L5	L3	L4	L5	L3	L4	
		128A	60A	150A	320A	300A	750A	1600A	128A	60A	150A	320A	300A	750A	128A	60A	150A	320A	300A	750A		
5KP5.0A-HR	5KP5.0CA-HR	pass	pass	pass	pass	pass	pass	pass	pass	pass	pass	pass	pass	pass	pass	pass	pass	pass	pass	pass	pass	
5KP6.0A-HR	5KP6.0CA-HR	pass	pass	pass	pass	pass	pass	pass	pass	pass	pass	pass	pass	pass	pass	pass	pass	pass	pass	pass	pass	
5KP6.5A-HR	5KP6.5CA-HR	pass	pass	pass	pass	pass	pass	pass	pass	pass	pass	pass	pass	pass	pass	pass	pass	pass	pass	pass	pass	
5KP7.0A-HR	5KP7.0CA-HR	pass	pass	pass	pass	pass	pass	pass	pass	pass	pass	pass	pass	pass	pass	pass	pass	pass	pass	pass	pass	
5KP7.5A-HR	5KP7.5CA-HR	pass	pass	pass	pass	pass	pass	-	pass	pass	pass	pass	pass	pass	pass	pass	pass	pass	pass	pass	pass	
5KP8.0A-HR	5KP8.0CA-HR	pass	pass	pass	pass	pass	pass	-	pass	pass	pass	pass	pass	pass	pass	pass	pass	pass	pass	pass	pass	
5KP8.5A-HR	5KP8.5CA-HR	pass	pass	pass	pass	pass	pass	-	pass	pass	pass	pass	pass	pass	pass	pass	pass	pass	pass	pass	pass	
5KP9.0A-HR	5KP9.0CA-HR	pass	pass	pass	pass	pass	pass	-	pass	pass	pass	pass	pass	pass	pass	pass	pass	pass	pass	pass	pass	
5KP10A-HR	5KP10CA-HR	pass	pass	pass	pass	pass	pass	-	pass	pass	pass	pass	pass	pass	pass	pass	pass	pass	pass	pass	pass	
5KP11A-HR	5KP11CA-HR	pass	pass	pass	pass	pass	pass	-	pass	pass	pass	pass	pass	pass	pass	pass	pass	pass	pass	pass	pass	
5KP12A-HR	5KP12CA-HR	pass	pass	pass	pass	pass	pass	-	pass	pass	pass	pass	pass	pass	pass	pass	pass	pass	pass	pass	-	
5KP13A-HR	5KP13CA-HR	pass	pass	pass	pass	pass	pass	-	pass	pass	pass	pass	pass	pass	pass	pass	pass	pass	pass	pass	-	
5KP14A-HR	5KP14CA-HR	pass	pass	pass	pass	pass	pass	-	pass	pass	pass	pass	pass	pass	pass	pass	pass	pass	pass	pass	-	
5KP15A-HR	5KP15CA-HR	pass	pass	pass	pass	pass	pass	-	pass	pass	pass	pass	pass	pass	pass	pass	pass	pass	pass	pass	-	
5KP16A-HR	5KP16CA-HR	pass	pass	pass	pass	pass	pass	-	-	pass	pass	pass	pass	pass	-	pass	pass	pass	pass	pass	-	
5KP17A-HR	5KP17CA-HR	pass	pass	pass	pass	pass	pass	-	-	pass	pass	pass	pass	pass	-	pass	pass	pass	pass	pass	-	
5KP18A-HR	5KP18CA-HR	pass	pass	pass	pass	pass	pass	-	-	pass	pass	pass	pass	pass	-	pass	pass	pass	pass	pass	-	
5KP20A-HR	5KP20CA-HR	pass	pass	pass	pass	pass	pass	-	-	pass	pass	pass	pass	pass	-	pass	pass	pass	pass	pass	-	
5KP22A-HR	5KP22CA-HR	pass	pass	pass	pass	pass	pass	-	-	pass	pass	pass	pass	-	-	pass	pass	pass	pass	pass	-	
5KP24A-HR	5KP24CA-HR	pass	pass	pass	pass	pass	pass	-	-	pass	pass	pass	pass	-	-	pass	pass	pass	pass	pass	-	
5KP26A-HR	5KP26CA-HR	pass	pass	pass	pass	pass	pass	-	-	pass	pass	pass	pass	-	-	pass	pass	pass	pass	pass	-	
5KP28A-HR	5KP28CA-HR	pass	pass	pass	pass	pass	pass	-	-	pass	pass	pass	pass	-	-	pass	pass	pass	pass	pass	-	
5KP30A-HR	5KP30CA-HR	pass	pass	pass	pass	pass	pass	-	-	pass	pass	pass	pass	-	-	pass	pass	pass	pass	pass	-	
5KP33A-HR	5KP33CA-HR	pass	pass	pass	pass	pass	-	-	-	pass	pass	pass	pass	-	-	pass	pass	pass	pass	pass	-	
5KP36A-HR	5KP36CA-HR	pass	pass	pass	pass	pass	pass	-	-	-	pass	pass	pass	pass	-	-	pass	pass	pass	pass	-	
5KP40A-HR	5KP40CA-HR	pass	pass	pass	pass	pass	pass	-	-	-	pass	pass	pass	pass	-	-	pass	pass	pass	pass	-	
5KP43A-HR	5KP43CA-HR	pass	pass	pass	pass	pass	pass	-	-	-	pass	pass	pass	pass	-	-	pass	pass	pass	pass	-	
5KP45A-HR	5KP45CA-HR	pass	pass	pass	pass	pass	pass	-	-	-	pass	pass	pass	pass	-	-	pass	pass	pass	pass	-	
5KP48A-HR	5KP48CA-HR	pass	pass	pass	pass	pass	pass	-	-	-	pass	pass	pass	pass	-	-	pass	pass	pass	pass	-	
5KP51A-HR	5KP51CA-HR	pass	pass	pass	pass	pass	pass	-	-	-	pass	pass	pass	pass	-	-	pass	pass	pass	pass	-	
5KP54A-HR	5KP54CA-HR	pass	pass	pass	pass	pass	pass	-	-	-	pass	pass	pass	pass	-	-	pass	pass	pass	pass	-	
5KP58A-HR	5KP58CA-HR	pass	pass	pass	pass	pass	pass	-	-	-	pass	pass	pass	pass	-	-	pass	pass	pass	pass	-	
5KP60A-HR	5KP60CA-HR	pass	pass	pass	pass	pass	pass	-	-	-	pass	pass	pass	pass	-	-	pass	pass	pass	pass	-	
5KP64A-HR	5KP64CA-HR	pass	pass	pass	pass	pass	pass	-	-	-	pass	pass	pass	pass	-	-	pass	pass	pass	pass	-	
5KP70A-HR	5KP70CA-HR	pass	pass	pass	pass	pass	pass	-	-	-	pass	pass	pass	pass	-	-	pass	pass	pass	pass	-	
5KP75A-HR	5KP75CA-HR	pass	pass	pass	pass	pass	pass	-	-	-	pass	pass	pass	pass	-	-	pass	pass	pass	pass	-	
5KP78A-HR	5KP78CA-HR	pass	pass	pass	pass	pass	pass	-	-	-	pass	pass	pass	pass	-	-	pass	pass	pass	pass	-	
5KP85A-HR	5KP85CA-HR	pass	pass	pass	pass	pass	pass	-	-	-	pass	pass	pass	pass	-	-	pass	pass	pass	pass	-	
5KP90A-HR	5KP90CA-HR	pass	pass	pass	pass	pass	pass	-	-	-	pass	pass	pass	pass	-	-	pass	pass	pass	pass	-	
5KP100A-HR	5KP100CA-HR	pass	pass	pass	pass	pass	pass	-	-	-	pass	pass	pass	pass	-	-	pass	pass	pass	pass	-	
5KP110A-HR	5KP110CA-HR	pass	pass	pass	pass	pass	pass	-	-	-	pass	pass	pass	pass	-	-	pass	pass	pass	pass	-	
5KP120A-HR	5KP120CA-HR	pass	pass	pass	pass	pass	pass	-	-	-	pass	pass	pass	pass	-	-	pass	pass	pass	pass	-	
5KP130A-HR	5KP130CA-HR	pass	pass	pass	pass	pass	pass	-	-	-	pass	pass	pass	pass	-	-	pass	pass	pass	pass	-	
5KP150A-HR	5KP150CA-HR	pass	pass	pass	pass	pass	pass	-	-	-	pass	pass	pass	pass	-	-	pass	pass	pass	pass	-	
5KP160A-HR	5KP160CA-HR	pass	pass	pass	pass	pass	pass	-	-	-	pass	pass	pass	pass	-	-	pass	pass	pass	pass	-	
5KP170A-HR	5KP170CA-HR	pass	pass	pass	pass	pass	pass	-	-	-	pass	pass	pass	pass	-	-	pass	pass	pass	pass	-	
5KP180A-HR	5KP180CA-HR	pass	pass	pass	pass	pass	pass	-	-	-	pass	pass	pass	pass	-	-	pass	pass	pass	pass	-	
5KP190A-HR	5KP190CA-HR	pass	pass	pass	pass	pass	pass	-	-	-	pass	pass	pass	pass	-	-	pass	pass	pass	pass	-	
5KP200A-HR	5KP200CA-HR	pass	pass	pass	pass	pass	pass	-	-	-	pass	pass	pass	pass	-	-	pass	pass	pass	pass	-	
5KP210A-HR	5KP210CA-HR	pass	pass	pass	pass	pass	pass	-	-	-	pass	pass	pass	pass	-	-	pass	pass	pass	pass	-	
5KP220A-HR	5KP220CA-HR	pass	pass	pass	pass	pass	pass	-	-	-	pass	pass	pass	pass	-	-	pass	pass	pass	pass	-	

**Note:**

1. L1 = Level 1, L2 = Level 2, L3 = Level 3, L4 = Level 4, L5 = Level 5

**Disclaimer Notice** - Information furnished is believed to be accurate and reliable. However, users should independently evaluate the suitability of and test each product selected for their own applications. Littelfuse products are not designed for, and may not be used in, all applications. Read complete Disclaimer Notice at: [www.littelfuse.com/disclaimer-electronics](http://www.littelfuse.com/disclaimer-electronics).