


# 880157

2560 MHz BAW Filter

## Applications

- S-Band
- For high-selectivity applications



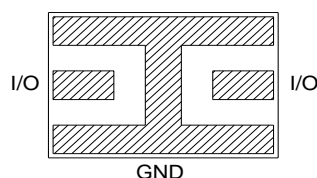
## Product Features

- Usable bandwidth 30 MHz
- Low loss
- High selectivity
- Single-ended operation
- Ceramic chip-scale Package (CSP)
- Small Size
- Hermetic **RoHS** compliant, **Pb-free**

## Pin Configuration

Pin #	SE-Balanced	Description
I/O		Input/Output
GND		Ground

## Functional Block Diagram



Overall width, length, and thickness are the only critical dimensions. All other dimensions are for reference only.

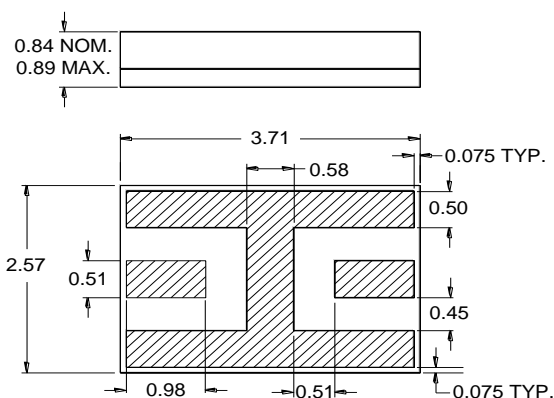
Dimensions shown are nominal in millimeters  
All tolerances are  $\pm 0.13\text{mm}$  except overall  
length and width  $\pm 0.25\text{mm}$

Body: Sapphire  
Package: Alumina

Terminations: Au plating 0.5 - 2.5 $\mu\text{m}$ , over a 2.0 - 6.0  $\mu\text{m}$  Ni plating

## Ordering Information

Part No.	Description
880157	packaged part
880157 Eval Board	evaluation board



## Specifications

### Electrical Specifications <sup>(1)</sup>

Specified Temperature Range: <sup>(2)</sup> -40 to +85 °C

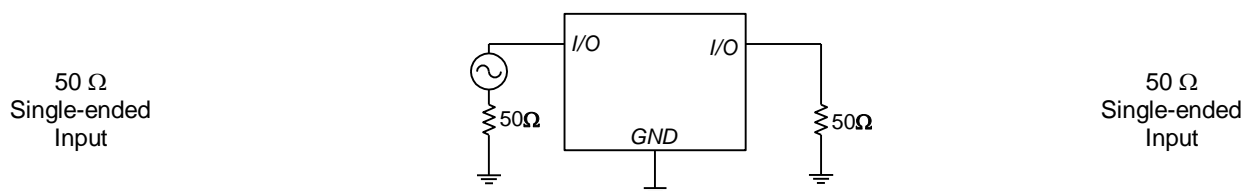
Parameter <sup>(3)</sup>	Conditions	Min	Typical <sup>(4)</sup>	Max	Units
Center Frequency		-	2560	-	MHz
Maximum Insertion Loss	@ 2560 MHz	-	3.8	4.5	dB
3dB Bandwidth	Reference loss at 2560 MHz	30	38	-	MHz
40dB Lower Frequency Edge		2505	2525	-	MHz
40dB Upper Frequency Edge		-	2595	2610	MHz
VSWR	@ 2560 MHz	-	1.5	2.0	-
Source Impedance (single-ended) <sup>(5)</sup>		-	50	-	Ω
Load Impedance (single-ended) <sup>(5)</sup>		-	50	-	Ω

Notes:

1. All specifications are based on the TriQuint schematic for the main reference design shown on page 3
2. In production, devices will be tested at room temperature to a guardbanded specification to ensure electrical compliance over temperature
3. Electrical margin has been built into the design to account for the variations due to temperature drift and manufacturing tolerances
4. Typical values are based on average measurements at room temperature
5. This is the optimum impedance in order to achieve the performance shown

### Reference Design

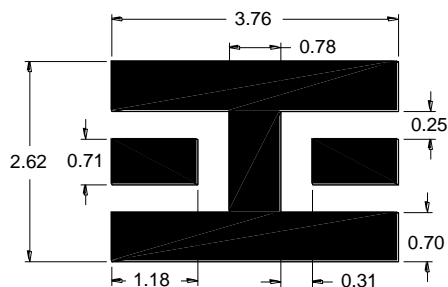
#### Schematic



#### PC Board

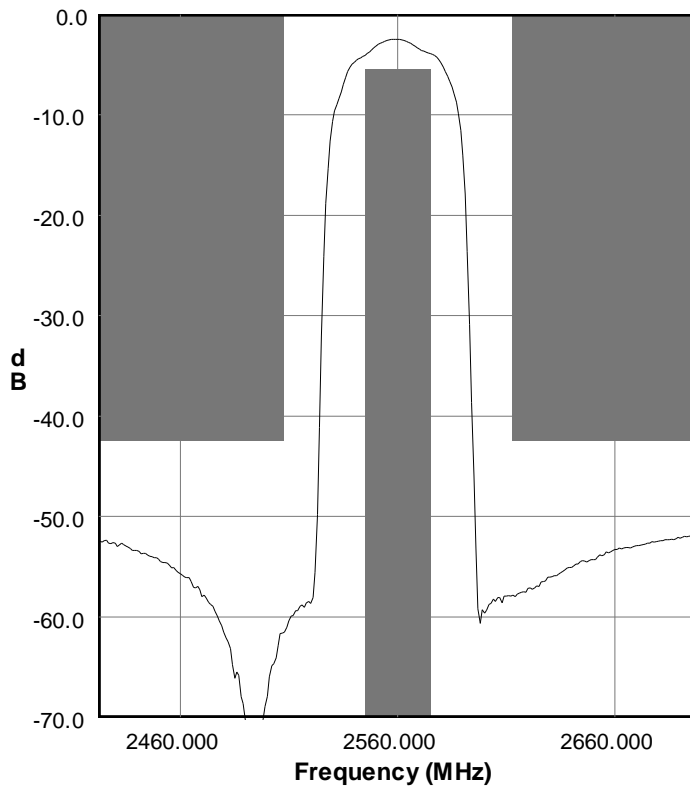
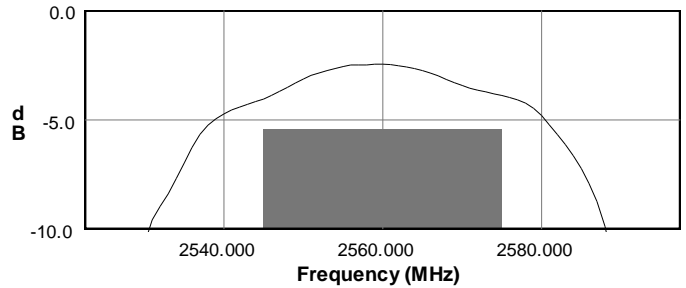
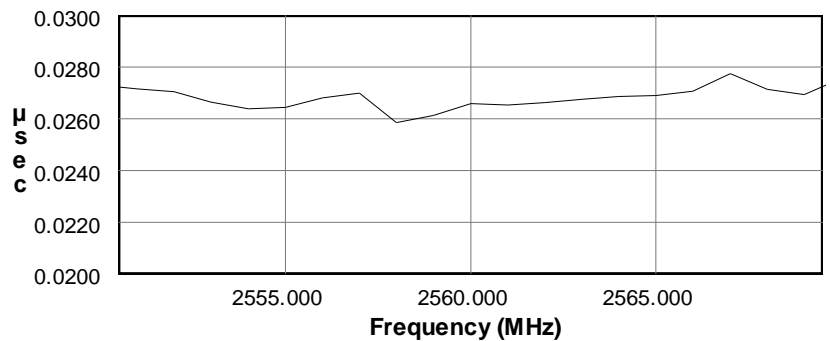
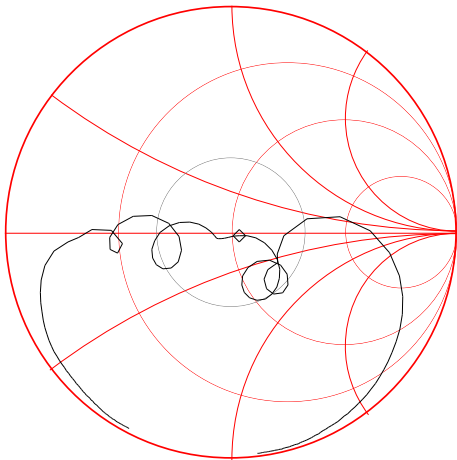
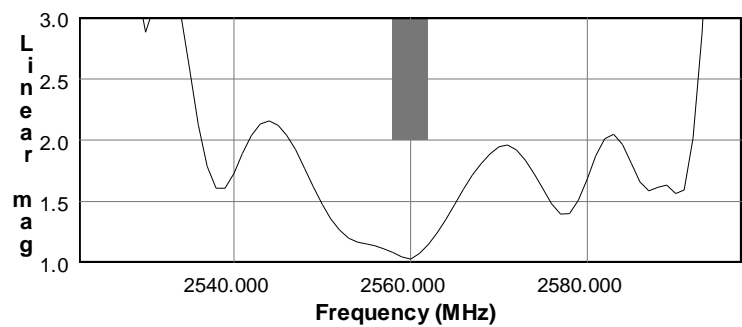
Refer to [PCB Layout](#) for more information.

#### Mounting Configuration



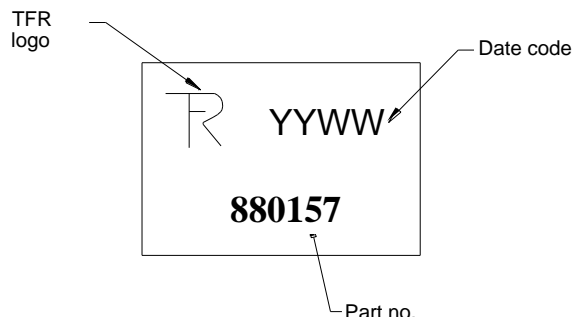
#### Notes:

1. All dimensions are in millimeters.
2. This footprint represents a recommendation only.

**Typical Performance** (at room temperature)**S21 Amplitude Response****S21 Amplitude Response****S21 Group Delay Response****S11 Smith Chart****S11 VSWR**

## Mechanical Information

### Marking



The date code consists of: YY = last digit of year,  
WW = 2 digit week

## Tape and Reel Information

Tape and Reel available upon request  
EIA-481

Tinning available per J-STD-001

### Absolute Maximum Ratings

Parameter	Rating
Operating Temperature	-40 to +85 °C
Storage Temperature	-55 to +100 °C
Maximum Input Power	+23 dBm

Operation of this device outside the parameter ranges given above may cause permanent damage.

## Product Compliance Information

### ESD Information



#### Caution! ESD-Sensitive Device

Value: Passes  $\geq 4000$  V min.  
Test: Human Body Model (HBM)  
Standard: JEDEC Standard JESD22-A114

Value: Passes  $\geq 200$  V min.  
Test: Machine Model (MM)  
Standard: JEDEC Standard JESD22-A115

Refer to [ESD Sensitivity](#) for data

### Solderability

Compatible with the latest version of J-STD-020, lead free solder, 260°C

Refer to [Soldering Profile](#) for recommended guidelines.

This part is compliant with EU 2002/95/EC RoHS directive (Restrictions on the Use of Certain Hazardous Substances in Electrical and Electronic Equipment).

This product also has the following attributes:

- Halogen Free (Chlorine, Bromine)
- Antimony Free
- TBBP-A ( $C_{15}H_{12}Br_4O_2$ ) Free
- PFOS Free
- SVHC Free

## Contact Information

For the latest specifications, additional product information, worldwide sales and distribution locations, and information about TriQuint:

Web: [www.triquint.com](http://www.triquint.com)  
Email: [info-sales@tqs.com](mailto:info-sales@tqs.com)

Tel: +1.407.886.8860  
Fax: +1.407.886.7061

For technical questions and application information:

Email: [info-defense@tqs.com](mailto:info-defense@tqs.com)

## Important Notice

The information contained herein is believed to be reliable. TriQuint makes no warranties regarding the information contained herein. TriQuint assumes no responsibility or liability whatsoever for any of the information contained herein. TriQuint assumes no responsibility or liability whatsoever for the use of the information contained herein. The information contained herein is provided "AS IS, WHERE IS" and with all faults, and the entire risk associated with such information is entirely with the user. All information contained herein is subject to change without notice. Customers should obtain and verify the latest relevant information before placing orders for TriQuint products. The information contained herein or any use of such information does not grant, explicitly or implicitly, to any party any patent rights, licenses, or any other intellectual property rights, whether with regard to such information itself or anything described by such information.

TriQuint products are not warranted or authorized for use as critical components in medical, life-saving, or life-sustaining applications, or other applications where a failure would reasonably be expected to cause severe personal injury or death.