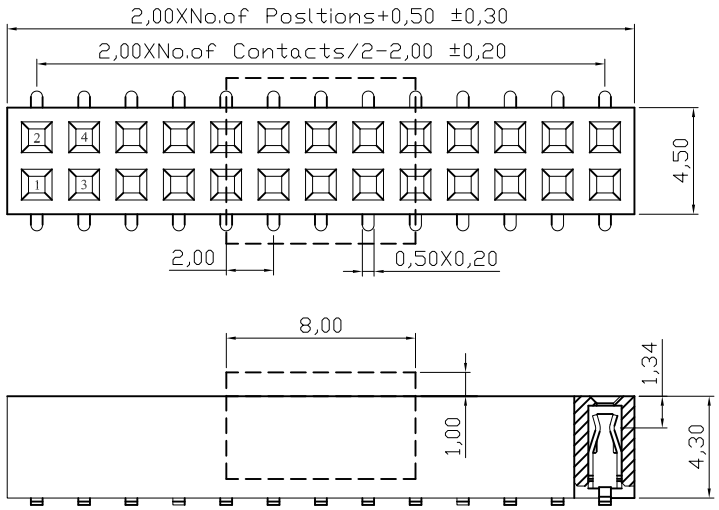

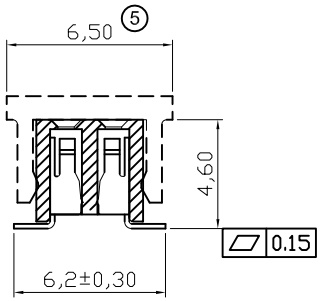

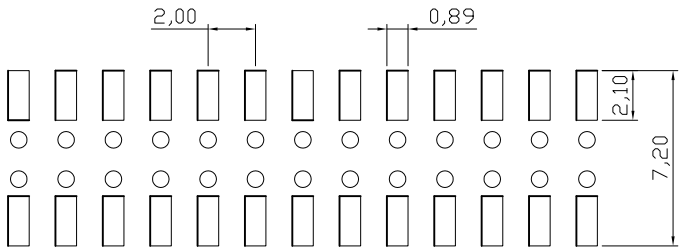

⑦ P.C.B LAYOUT
Bottom Entry

NOTES:

MATERIAL
1.Insulator Material:PA6T+30%GF(UL94V-0)
2.Contact Material : Phosphor Bronze
3.Contact Plating: 1u" Au Over Ni

ELECTRICAL
1.Current Rating : 3.0AMP/contact max
2.Withstand Voltage : 1000V AC/minute
3.Contact Resistance : 20mΩ max/ contact
4.Insulation Resistance: 1000MΩ min at V=100V

ENVIRONMENTAL
1.Operation Temperature: -55°C to +105°C
2.Mechanical life cycle: min.200
3.Soldering Temperature: +260°C max

⑥ Packing:
A-BL200-DG-xxxMR1: Tape&Reel + Cap:2*2P~2*25P
A-BL200-DG-xxxMP1: Tube + Cap:2*4P~2*40P
G- 1u" Au
Z-Tin
No. of Contacts

RoHS compliant
Unit: mm

Scale	Free
TOLERANCE	
X.X	±0.30
X.XX	±0.20
X.XXX	±0.10
DIM	TOL
Angle	±5°

Id.	Modification	Date	Name
⑦	Add drill holes into PCB footprint	19.03.2018	Tom
⑥	Update the packing	06.03.2015	Winnie
⑤	Update cap dimension	24.03.2014	Ray
④	Change of production plant	15.09.2012	Winnie
③	Update design	16.01.2012	Lucas
②	Change terminal design	21.09.2010	Dean

	Date	Name
Drawn	28.08.2009	Dean
Approved	19.03.2018	Winnie

ASSMANN WSW components

Customer-No.

ASSMANN WSW-No. A-BL200-DG-xxxMx1
A-BL200-DG-xxxMx1

Drawing-No. ASS 3679 CO rev07

Replace SHEET

SV2070
SV3386