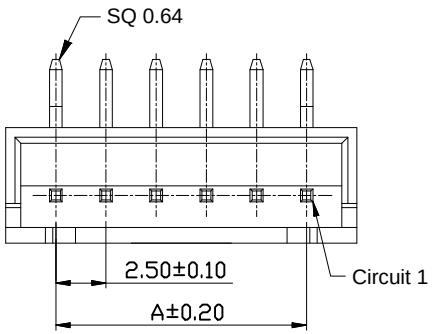

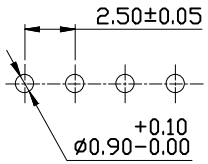

PCB LAYOUT

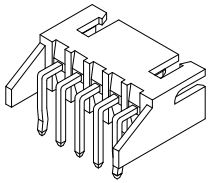

NOTE:

1.MATERIAL
1.1 Insulator:Nylon 66,UL94V-0,White
1.2 Contact:Brass,Tin over Nickel

2.ELECTRIC
2.1 Voltage Rating:250V AC/DC
2.2 Current Rating:3A AC/DC
2.3 Withstanding Voltage:800V AC/minute
2.4 Insulation Resistance:1000MΩ Min

3.Temperature Range:-40°C To +105°C
4.Packing:PE bag
Order Code:A-WBP-L004EA-xxTB0x
1:Type 1
2:Type 2
No of contact

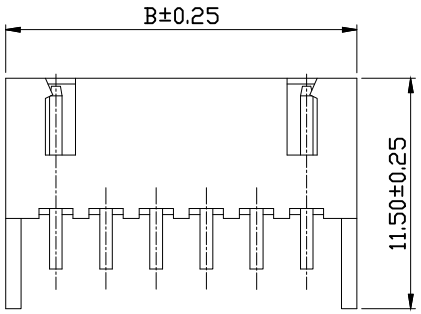

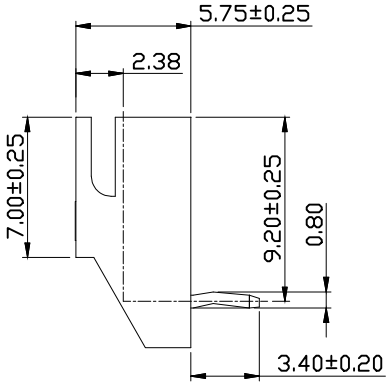

TYPE 1

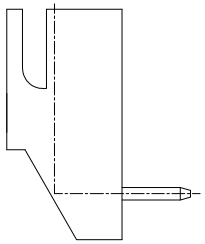

TYPE 2

Poles	③ Part No.	Dimmensions (mm)	
		A	B
02	A-WBP-L004EA-02TB0x	2.50	7.50
03	A-WBP-L004EA-03TB0x	5.00	10.00
04	A-WBP-L004EA-04TB0x	7.50	12.50
05	A-WBP-L004EA-05TB0x	10.00	15.00
06	A-WBP-L004EA-06TB0x	12.50	17.50
07	A-WBP-L004EA-07TB0x	15.00	20.00
08	A-WBP-L004EA-08TB0x	17.50	22.50
09	A-WBP-L004EA-09TB0x	20.00	25.00
10	A-WBP-L004EA-10TB0x	22.50	27.50
11	A-WBP-L004EA-11TB0x	25.00	30.00
12	A-WBP-L004EA-12TB0x	27.50	32.50
13	A-WBP-L004EA-13TB0x	30.00	35.00
14	A-WBP-L004EA-14TB0x	32.50	37.50
15	A-WBP-L004EA-15TB0x	35.00	40.00
16	A-WBP-L004EA-16TB0x	37.50	42.50

RoHS compliant

unit:mm

② File No.: E198287

Scale	Free
TOLERANCE	
X.	±0.35
X.X	±0.25
X.XX	±0.20
X.XXX	±0.15
DIM	TOL
Angle	TOL

Id.	modification	Date	Name		Date	Name
④	Update the dimension of Cap	06.28.2024	Peter	Drawn	03.15.2022	Peter
③	Update WSW P/N (remove 17-20Pin)	01.25.2024	Peter	Approved	06.28.2024	Peter
②	Add UL E-No. on page 1,3,4,5	03.16.2023	Peter			
①	Add the page 6	09.23.2022	Winnie			
⓪	Drawn	03.15.2022	Peter			

ASSMANN WSW components

Description: Wire to Board Wafer
Pitch 2.50mm 90° THT

ASSMANN WSW-NO.
A-WBP-L004EA-xxTB0x

Drawing-No.
ASS 9266 CO

rev04

Customer-No.

SHEET
1 / 8

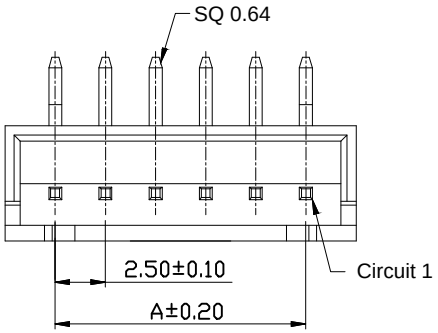

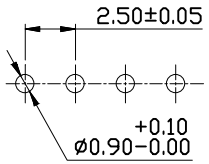

PCB LAYOUT

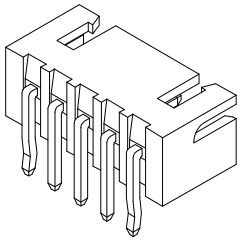

NOTE:

1.MATERIAL
1.1 Insulator:Nylon 66,UL94V-0,White
1.2 Contact:Brass,Tin over Nickel

2.ELECTRIC
2.1 Voltage Rating:250V AC/DC
2.2 Current Rating:3A AC/DC
2.3 Withstanding Voltage:800V AC/minute
2.4 Insulation Resistance:1000MΩ Min

3.Temperature Range:-40°C To +105°C
4.Packing:PE bag
Order Code:A-WBP-L004EA-xxTB0x
3:Type 1
4:Type 2
No of contact

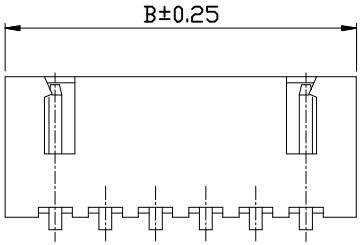

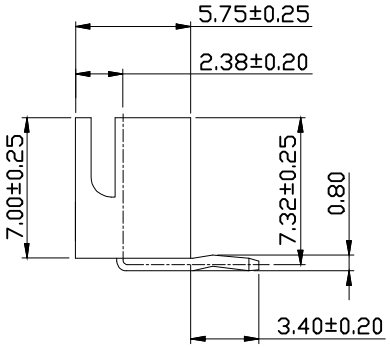

TYPE 1

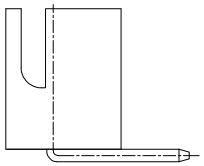

TYPE 2

Poles	③ Part No.	Dimmensions (mm)	
		A	B
02	A-WBP-L004EA-02TB0x	2.50	7.50
03	A-WBP-L004EA-03TB0x	5.00	10.00
04	A-WBP-L004EA-04TB0x	7.50	12.50
05	A-WBP-L004EA-05TB0x	10.00	15.00
06	A-WBP-L004EA-06TB0x	12.50	17.50
07	A-WBP-L004EA-07TB0x	15.00	20.00
08	A-WBP-L004EA-08TB0x	17.50	22.50
09	A-WBP-L004EA-09TB0x	20.00	25.00
10	A-WBP-L004EA-10TB0x	22.50	27.50
11	A-WBP-L004EA-11TB0x	25.00	30.00
12	A-WBP-L004EA-12TB0x	27.50	32.50
13	A-WBP-L004EA-13TB0x	30.00	35.00
14	A-WBP-L004EA-14TB0x	32.50	37.50
15	A-WBP-L004EA-15TB0x	35.00	40.00
16	A-WBP-L004EA-16TB0x	37.50	42.50

RoHS compliant

unit:mm

② File No.: E198287

Scale	Free
TOLERANCE	
X.	±0.35
X.X	±0.25
X.XX	±0.20
X.XXX	±0.15
DIM	TOL
Angle	TOL

Id.	modification	Date	Name		Date	Name
④	Update the dimension of Cap	06.28.2024	Peter	Drawn	03.15.2022	Peter
③	Update WSW P/N (remove 17-20Pin)	01.25.2024	Peter	Approved	06.28.2024	Peter
②	Add UL E-No. on page 1,3,4,5	03.16.2023	Peter			
①	Add the page 6	09.23.2022	Winnie			
⓪	Drawn	03.15.2022	Peter			

ASSMANN WSW components

Description: Wire to Board Wafer
Pitch 2.50mm 90° THT

ASSMANN WSW-NO.
A-WBP-L004EA-xxTB0x

Drawing-No.
ASS 9266 CO

rev04

Customer-No.

SHEET
2 / 8

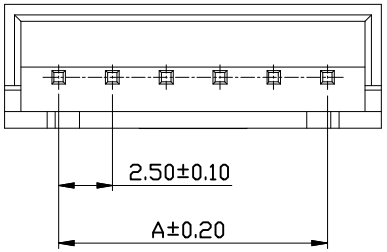

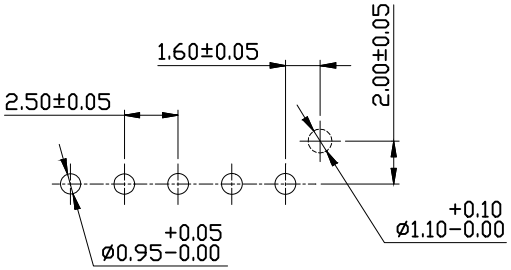

PCB LAYOUT

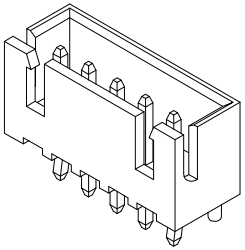

NOTE:

1.MATERIAL
1.1 Insulator:Nylon 66,UL94V-0,White
1.2 Contact:Brass,Tin over Nickel

2.ELECTRIC
2.1 Voltage Rating:250V AC/DC
2.2 Current Rating:3A AC/DC
2.3 Withstanding Voltage:800V AC/minute
2.4 Insulation Resistance:1000MΩ Min

3.Temperature Range:-40°C To +105°C
4.Packing:PE bag
Order Code:A-WBP-L004EG-xxTB0x
- 1:Type 1
- 2:Type 2
- 3:Type 3

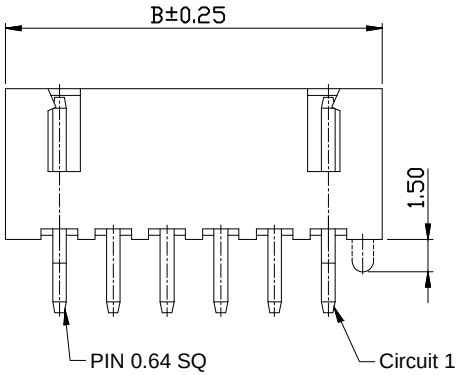

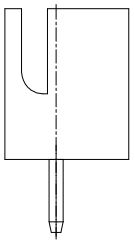

TYPE 1

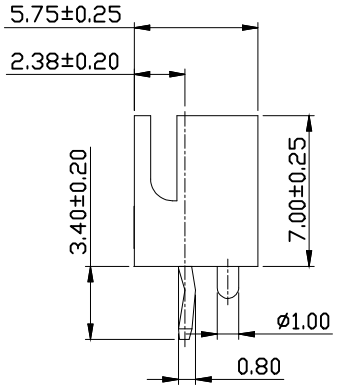

TYPE 2

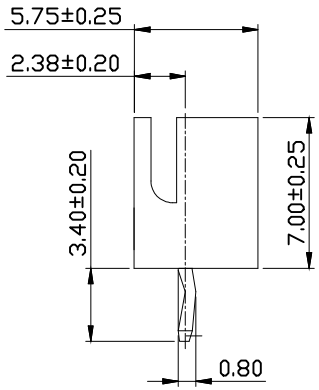

TYPE 3

Poles	③ Part No.	Dimmensions (mm)	
		A	B
02	A-WBP-L004EG-02TB0x	2.50	7.50
03	A-WBP-L004EG-03TB0x	5.00	10.00
04	A-WBP-L004EG-04TB0x	7.50	12.50
05	A-WBP-L004EG-05TB0x	10.00	15.00
06	A-WBP-L004EG-06TB0x	12.50	17.50
07	A-WBP-L004EG-07TB0x	15.00	20.00
08	A-WBP-L004EG-08TB0x	17.50	22.50
09	A-WBP-L004EG-09TB0x	20.00	25.00
10	A-WBP-L004EG-10TB0x	22.50	27.50
11	A-WBP-L004EG-11TB0x	25.00	30.00
12	A-WBP-L004EG-12TB0x	27.50	32.50
13	A-WBP-L004EG-13TB0x	30.00	35.00
14	A-WBP-L004EG-14TB0x	32.50	37.50
15	A-WBP-L004EG-15TB0x	35.00	40.00
16	A-WBP-L004EG-16TB0x	37.50	42.50

RoHS compliant

unit:mm

② File No.: E198287

Scale	Free
TOLERANCE	
X.	±0.35
X.X	±0.25
X.XX	±0.20
X.XXX	±0.15
DIM	TOL
Angle	TOL

Id.	modification	Date	Name		Date	Name
④	Update the dimension of Cap	06.28.2024	Peter	Drawn	03.15.2022	Peter
③	Update WSW P/N (remove 17-20Pin)	01.25.2024	Peter	Approved	06.28.2024	Peter
②	Add UL E-No. on page 1,3,4,5	03.16.2023	Peter			
①	Add the page 6	09.23.2022	Winnie			
⓪	Drawn	03.15.2022	Peter			

ASSMANN WSW components

Description: Wire to Board Wafer
Pitch 2.50mm 180° THT

ASSMANN WSW-NO.
A-WBP-L004EG-xxTB0x

Drawing-No.
ASS 9266 CO

rev04

Customer-No.

SHEET
3 / 8

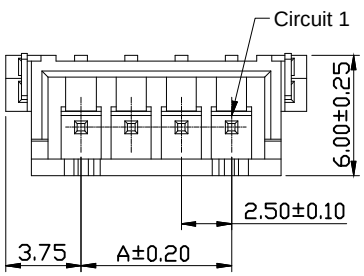

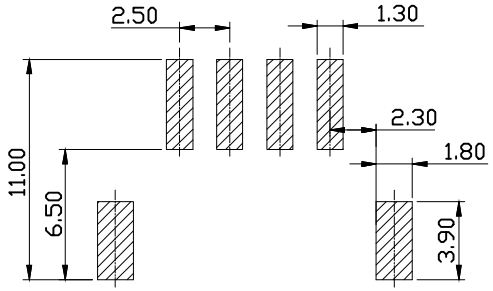

PCB LAYOUT

NOTE:

1.MATERIAL
1.1 Insulator:LCP,UL94V-0,White
1.2 Contact:Brass,Tin over Nickel

2.ELECTRIC
2.1 Voltage Rating:250V AC/DC
2.2 Current Rating:3A AC/DC
2.3 Withstanding Voltage:800V AC/minute
2.4 Insulation Resistance:1000MΩ Min

3.Temperature Range:-40°C To +105°C
4.Packing:Tape Reel

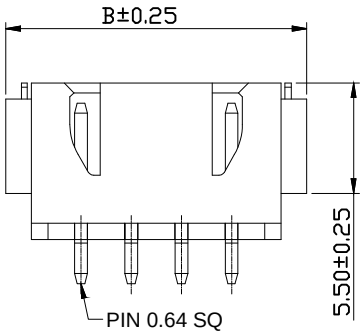

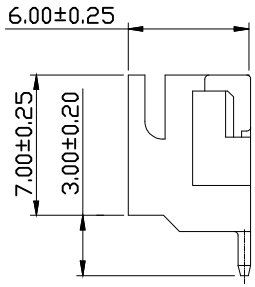

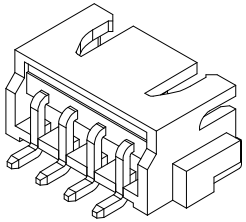

Poles	③ Part No.	Dimmensions (mm)	
		A	B
02	A-WBP-L004EA-02SR01	2.50	10.00
03	A-WBP-L004EA-03SR01	5.00	12.50
04	A-WBP-L004EA-04SR01	7.50	15.00
05	A-WBP-L004EA-05SR01	10.00	17.50
06	A-WBP-L004EA-06SR01	12.50	20.00
07	A-WBP-L004EA-07SR01	15.00	22.50
08	A-WBP-L004EA-08SR01	17.50	25.00
09	A-WBP-L004EA-09SR01	20.00	27.50
10	A-WBP-L004EA-10SR01	22.50	30.00
11	A-WBP-L004EA-11SR01	25.00	32.50
12	A-WBP-L004EA-12SR01	27.50	35.00
13	A-WBP-L004EA-13SR01	30.00	37.50
14	A-WBP-L004EA-14SR01	32.50	40.00
15	A-WBP-L004EA-15SR01	35.00	42.50
16	A-WBP-L004EA-16SR01	37.50	45.00

RoHS compliant

unit:mm

② File No.: E198287

Scale	Free
TOLERANCE	
X.	±0.35
X.X	±0.25
X.XX	±0.20
X.XXX	±0.15
DIM	TOL
Angle	TOL

Id.	modification	Date	Name		Date	Name
④	Update the dimension of Cap	06.28.2024	Peter	Drawn	03.15.2022	Peter
③	Update WSW P/N (remove 17-20Pin)	01.25.2024	Peter	Approved	06.28.2024	Peter
②	Add UL E-No. on page 1,3,4,5	03.16.2023	Peter			
①	Add the page 6	09.23.2022	Winnie			
⓪	Drawn	03.15.2022	Peter			

ASSMANN WSW components

Description: Wire to Board Wafer
Pitch 2.50mm 90° SMT

ASSMANN WSW-NO.
A-WBP-L004EA-xxSR01

Drawing-No.
ASS 9266 CO

rev04

Customer-No.

SHEET
4 / 8

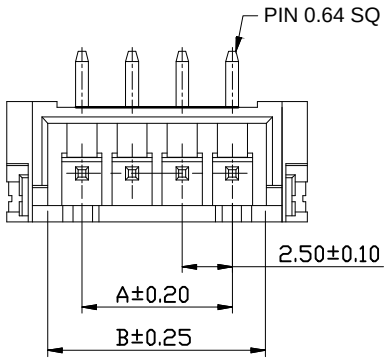

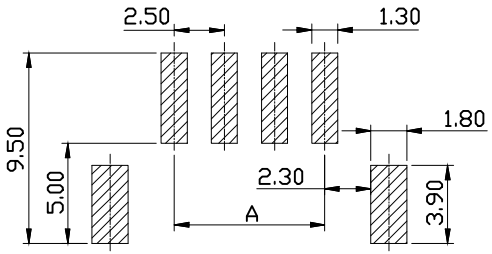

PCB LAYOUT

NOTE:

1.MATERIAL
①1.1 Insulator:LCP,UL94V-0,White
1.2 Contact:Brass,Tin over Nickel

2.ELECTRIC
2.1 Voltage Rating:250V AC/DC
2.2 Current Rating:3A AC/DC
2.3 Withstanding Voltage:800V AC/minute
2.4 Insulation Resistance:1000MΩ Min

3.Temperature Range:-40°C To +105°C
4.Packing:Tape&Reel

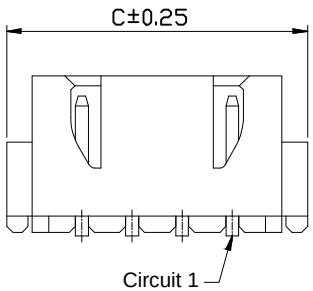

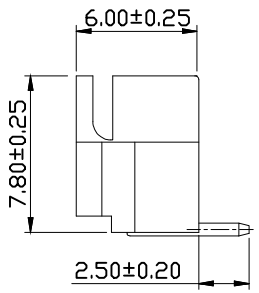

Poles	Part No.	Dimmensions (mm)		
		A	B	B
02	A-WBP-L004EG-02SR01	2.50	5.90	10.00
03	A-WBP-L004EG-03SR01	5.00	8.40	12.50
04	A-WBP-L004EG-04SR01	7.50	10.90	15.00
05	A-WBP-L004EG-05SR01	10.00	13.40	17.50
06	A-WBP-L004EG-06SR01	12.50	15.90	20.00
07	A-WBP-L004EG-07SR01	15.00	18.40	22.50
08	A-WBP-L004EG-08SR01	17.50	20.90	25.00
09	A-WBP-L004EG-09SR01	20.00	23.40	27.50
10	A-WBP-L004EG-10SR01	22.50	25.90	30.00
11	A-WBP-L004EG-11SR01	25.00	28.40	32.50
12	A-WBP-L004EG-12SR01	27.50	30.90	35.00
13	A-WBP-L004EG-13SR01	30.00	33.40	37.50
14	A-WBP-L004EG-14SR01	32.50	35.90	40.00
15	A-WBP-L004EG-15SR01	35.00	38.40	42.50
16	A-WBP-L004EG-16SR01	37.50	40.90	45.00

RoHS compliant

unit:mm

② File No.: E198287

Scale	Free
TOLERANCE	
X.	±0.35
X.X	±0.25
X.XX	±0.20
X.XXX	±0.15
DIM	TOL
Angle	TOL

Id.	modification	Date	Name		Date	Name
④	Update the dimension of Cap	06.28.2024	Peter	Drawn	03.15.2022	Peter
③	Update WSW P/N (remove 17-20Pin)	01.25.2024	Peter	Approved	06.28.2024	Peter
②	Add UL E-No. on page 1,3,4,5	03.16.2023	Peter			
①	Add the page 6	09.23.2022	Winnie			
⓪	Drawn	03.15.2022	Peter			

ASSMANN WSW components

Description: Wire to Board Wafer
Pitch 2.50mm 180° SMT

ASSMANN WSW-NO.
A-WBP-L004EG-xxSR01

Drawing-No.
ASS 9266 CO

rev04

Customer-No.

SHEET
5 / 8

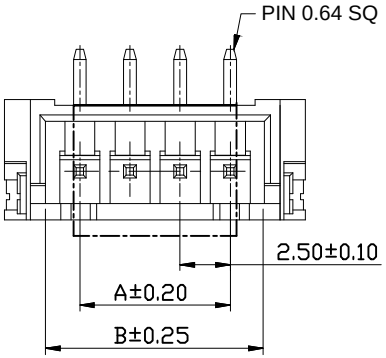

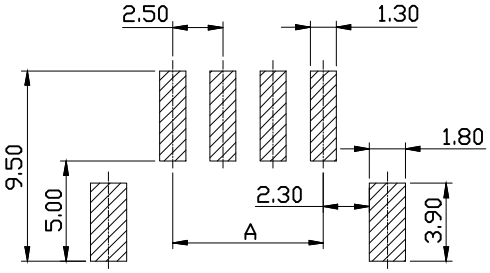

PCB LAYOUT

NOTE:

1.MATERIAL
1.1 Insulator:LCP,UL94V-0,White
1.2 Contact:Brass,Tin over Nickel

2.ELECTRIC
2.1 Voltage Rating:250V AC/DC
2.2 Current Rating:3A AC/DC
2.3 Withstanding Voltage:800V AC/minute
2.4 Insulation Resistance:1000MΩ Min

3.Temperature Range:-40°C To +105°C
4.Packing:Tape&Reel+Cap

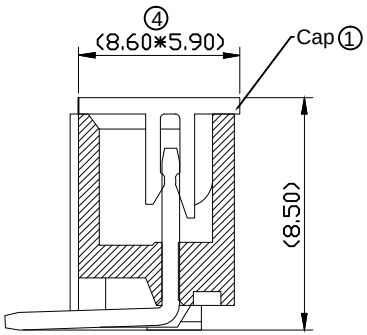

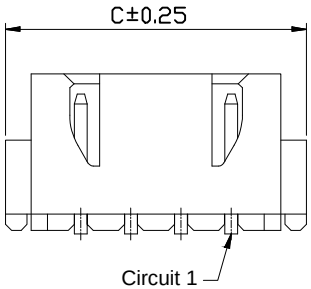

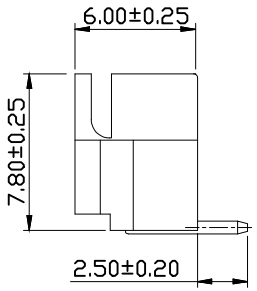

Poles	Part No.	Dimmensions (mm)		
		A	B	B
02	A-WBP-L004EG-02SR02	2.50	5.90	10.00
03	A-WBP-L004EG-03SR02	5.00	8.40	12.50
04	A-WBP-L004EG-04SR02	7.50	10.90	15.00
05	A-WBP-L004EG-05SR02	10.00	13.40	17.50
06	A-WBP-L004EG-06SR02	12.50	15.90	20.00
07	A-WBP-L004EG-07SR02	15.00	18.40	22.50
08	A-WBP-L004EG-08SR02	17.50	20.90	25.00
09	A-WBP-L004EG-09SR02	20.00	23.40	27.50
10	A-WBP-L004EG-10SR02	22.50	25.90	30.00
11	A-WBP-L004EG-11SR02	25.00	28.40	32.50
12	A-WBP-L004EG-12SR02	27.50	30.90	35.00
13	A-WBP-L004EG-13SR02	30.00	33.40	37.50
14	A-WBP-L004EG-14SR02	32.50	35.90	40.00
15	A-WBP-L004EG-15SR02	35.00	38.40	42.50
16	A-WBP-L004EG-16SR02	37.50	40.90	45.00

RoHS compliant

unit:mm

Scale	Free
TOLERANCE	
X.	±0.35
X.X	±0.25
X.XX	±0.20
X.XXX	±0.15
DIM	TOL
Angle	TOL

Id.	modification	Date	Name		Date	Name
④	Update the dimension of Cap	06.28.2024	Peter	Drawn	03.15.2022	Peter
③	Update WSW P/N (remove 17-20Pin)	01.25.2024	Peter	Approved	06.28.2024	Peter
②	Add UL E-No. on page 1,3,4,5	03.16.2023	Peter			
①	Add the page 6	09.23.2022	Winnie			
⓪	Drawn	03.15.2022	Peter			

ASSMANN WSW components

Description: Wire to Board Wafer
Pitch 2.50mm 180° SMT

ASSMANN WSW-NO.
A-WBP-L004EG-xxSR02

Drawing-No.
ASS 9266 CO

rev04

Customer-No.

SHEET
6 / 8

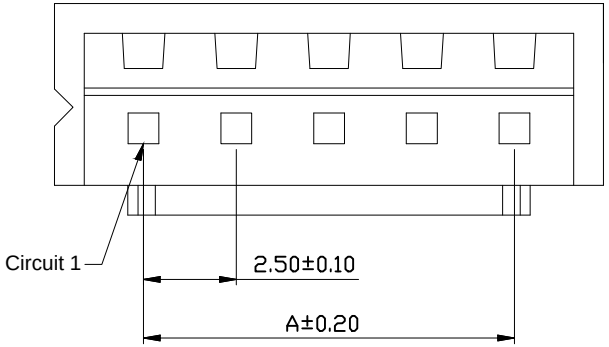

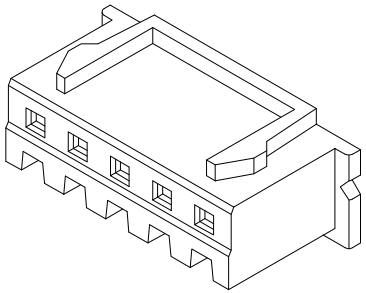

NOTE:

1.MATERIAL
1.1 Insulator:Nylon 66,UL94V-0,White

2.ELECTRIC
2.1 Voltage Rating:250V AC/DC
2.2 Current Rating:3A AC/DC
2.3 Withstanding Voltage:800V AC/minute
2.4 Insulation Resistance:1000MΩ Min

3.Temperature Range:-40°C To +105°C
4.Packing:PE bag

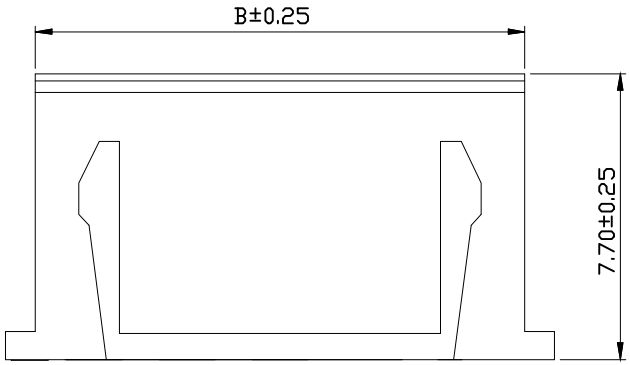

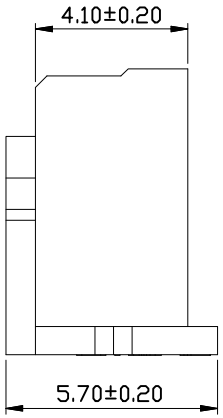

Poles	③ Part No.	Dimmensions (mm)	
		A	B
02	A-WBH-L004EG-02CB01	2.50	5.70
03	A-WBH-L004EG-03CB01	5.00	8.20
04	A-WBH-L004EG-04CB01	7.50	10.70
05	A-WBH-L004EG-05CB01	10.00	13.20
06	A-WBH-L004EG-06CB01	12.50	15.70
07	A-WBH-L004EG-07CB01	15.00	18.20
08	A-WBH-L004EG-08CB01	17.50	20.70
09	A-WBH-L004EG-09CB01	20.00	23.20
10	A-WBH-L004EG-10CB01	22.50	25.70
11	A-WBH-L004EG-11CB01	25.00	28.20
12	A-WBH-L004EG-12CB01	27.50	30.70
13	A-WBH-L004EG-13CB01	30.00	33.20
14	A-WBH-L004EG-14CB01	32.50	35.70
15	A-WBH-L004EG-15CB01	35.00	38.20
16	A-WBH-L004EG-16CB01	37.50	40.70

RoHS compliant
unit:mm

Scale	Free
TOLERANCE	
X.	±0.35
X.X	±0.25
X.XX	±0.20
X.XXX	±0.15
DIM	TOL
Angle	TOL

Id.	modification	Date	Name		Date	Name
④	Update the dimension of Cap	06.28.2024	Peter	Drawn	03.15.2022	Peter
③	Update WSW P/N (remove 17-20Pin)	01.25.2024	Peter	Approved	06.28.2024	Peter
②	Add UL E-No. on page 1,3,4,5	03.16.2023	Peter			
①	Add the page 6	09.23.2022	Winnie			
⓪	Drawn	03.15.2022	Peter			

ASSMANN WSW components

Description: Wire to Board Housing
Pitch 2.50mm

ASSMANN WSW-NO.
A-WBH-L004EG-xxCB01

Drawing-No.
ASS 9266 CO

rev04

Customer-No.

SHEET
7 / 8

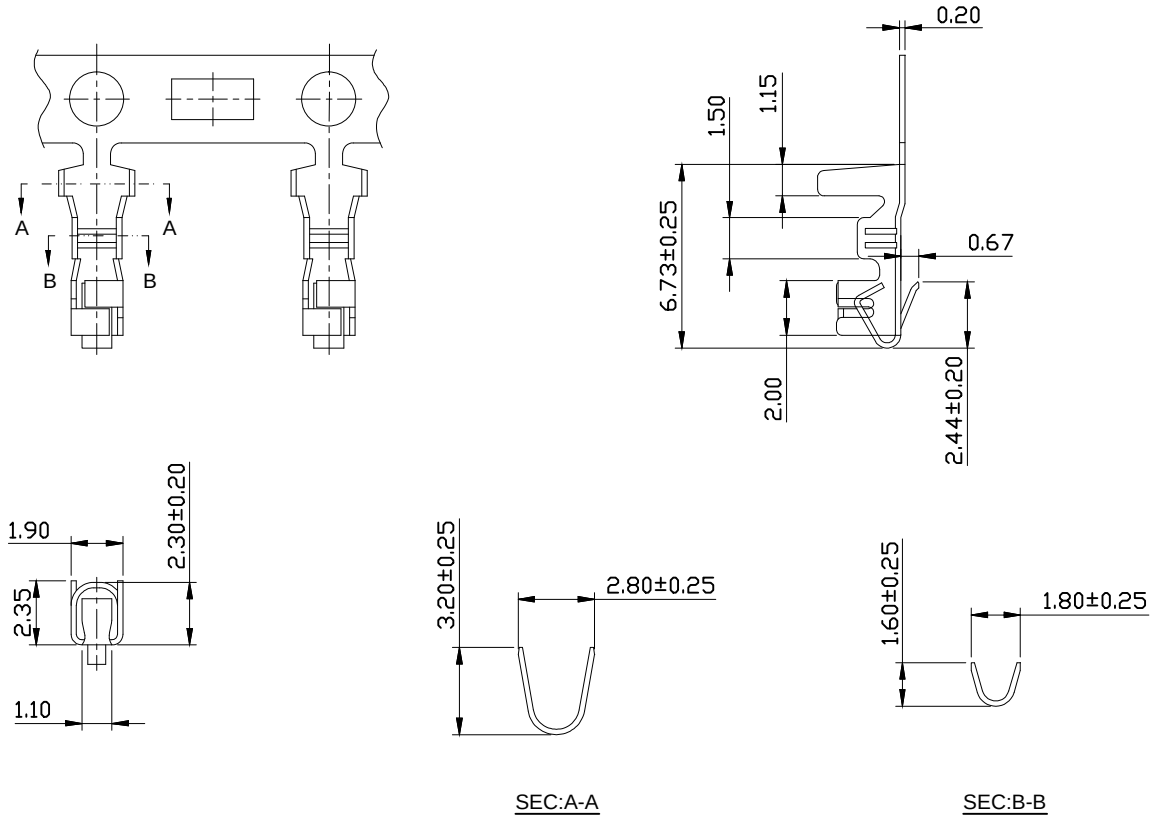

NOTE:

1.MATERIAL
1.1 Contact:Phosphor Bronze,Tin over Nickel

2.ELECTRIC
2.1 Voltage Rating:250V AC/DC
2.2 Current Rating:3A AC/DC
2.3 Withstanding Voltage:800V AC/minute
2.4 Insulation Resistance:1000MΩ Min
2.5 Contact Resistance:10mΩ Max

3.Temperature Range:-40°C To +105°C
4.Applicable Wire:AWG#22-#28
(insulation O.D 1.9mm Max)
5.Packing:Reel

RoHS compliant
unit:mm

Scale	Free
TOLERANCE	
X.	±0.35
X.X	±0.25
X.XX	±0.20
X.XXX	±0.15
DIM	TOL
Angle	TOL

Id.	modification	Date	Name		Date	Name
④	Update the dimension of Cap	06.28.2024	Peter	Drawn	03.15.2022	Peter
③	Update WSW P/N (remove 17-20Pin)	01.25.2024	Peter	Approved	06.28.2024	Peter
②	Add UL E-No. on page 1,3,4,5	03.16.2023	Peter			
①	Add the page 6	09.23.2022	Winnie			
⓪	Drawn	03.15.2022	Peter			

ASSMANN WSW components

Description: Wire to Board Terminal
Pitch 2.50mm

ASSMANN WSW-NO.
A-WBT-L004EG-01CR02

Drawing-No.
ASS 9266 CO

rev04

Customer-No.

SHEET
8 / 8