

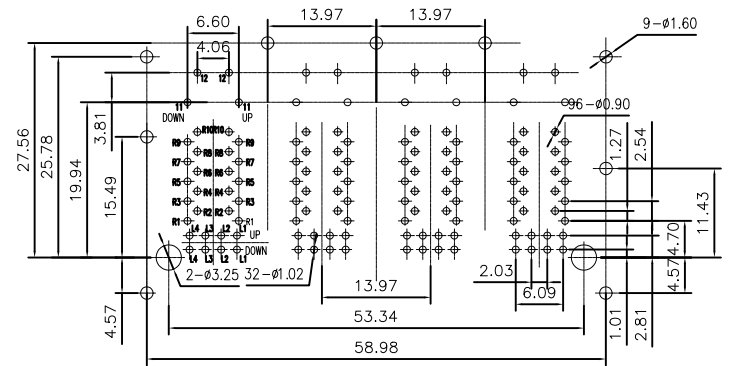
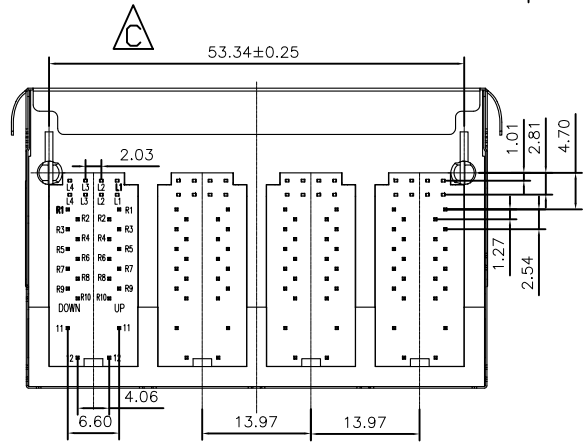
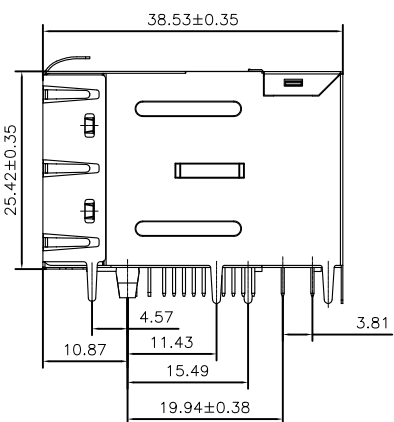
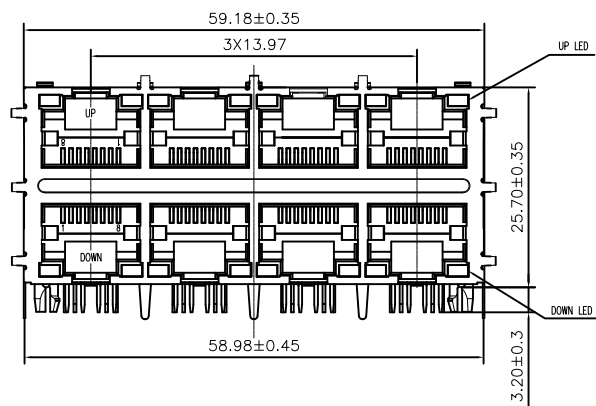
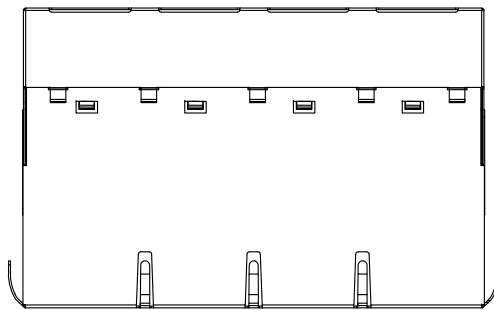
REV.	NOTES	DATE
A	RELEASED	2019/12/05
B	更換電子元件防雷管型號P4200TC與SF11210SN750	2019/12/17
C	將焊板面外壳彈片取消, 框口外壳中間加強筋;	2020/01/06

**DESCRIPTION:**  
 RJ45 With internal Magnetics Connector  
 Designed to support such applications as: Ethernet Equipment Complex, Switches, Routers, Firewalls, Servers and Hub  
 Internal magnetics are 100% electrically tested for functionality per IEEE802.3af/at requirement

**ELECTRICAL:**  
 RoHS peak wave solder temperature rating 235°C  
 High performance for maximum EMI suppression  
 JACK CAVITY CONFORMS TO FCC RULES AND REGULATIONS, PART 68 SUBPART F.  
 INSERTION FORCE: 2 CONTACTS----350g 4 CONTACTS----500g  
 6 CONTACTS----750g 8 CONTACTS----900g  
 10 CONTACTS----1050g

**MECHANICAL:**  
 RETENTION STRENGTH: 7.7Kgs BETWEEN JACK AND PLUG  
 DURABILITY: 750 MATING CYCLES Mini  
 HOUSING: 1) GLASS FILLED PA66 (UL 94V-0)  
 2) GLASS FILLED PA46/LCP (UL 94V-0)  
 3) GLASS FILLED PBT (UL 94V-0)

**MATERIAL:**  
 SPRING WIRE:  
 1) 0.2-0.45mm DIA PHOSPHOR BRONZE GOLD PLATING OVER NICKEL  
 2) 0.2-0.35mm THICKNESS PHOSPHOR BRONZE ALLOY SELECTIVE GOLD PLATING OVER NICKEL;



**Suggested PCB Pad Layout**  
 Component Side View

**NOTES :** 1. Tolerance : PCB ±0.05mm  
 Connector ±0.25mm  
 2. Connector dimensions comply with FCC 68.5 dimension requirements

**DIMENSIONS TOLERANCE METRIC**

X	:±0.5
X.X	:±0.38
X.XX	:±0.25

**ANGLES**

X	:±1°
X.X	:±0.5°

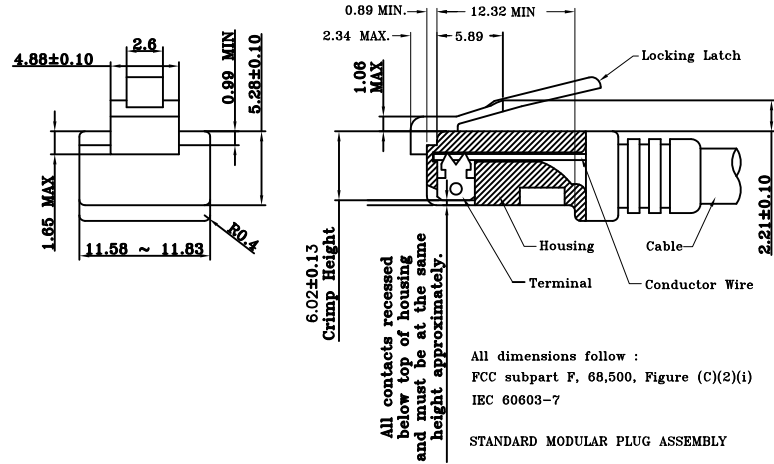
單位(UNITS)	mm
數量(QT'Y)	N/A
材料(MT'L)	SEE NOTE
處理(FINISH)	SEE NOTE



繪圖(DRAW)		圖名(NAME)	RJ45 (2X4 POE GAS EMI LED Y-G) 加彈片 90度 ROHS						
設計(DE'N)		料號(PART NUMBER)	AAOE+B5901-4123						
審校(CH'K)		圖號(DRAW NUMBER)							
核准(APP'D)		圖檔(FILE NAME .DWG)							
		比例(SCALE)	1/1	圖紙(SIZE)	A4	頁次(SHEET)	1/3	版次(REV.)	C

REV.	NOTES	DATE
A	RELEASED	2019/12/05
B	更換電子元件防雷管型號P4200TC與SF11210SN750	2019/12/17
C	將焊板面外壳彈片取消, 框口外壳中间加強筋;	2020/01/06

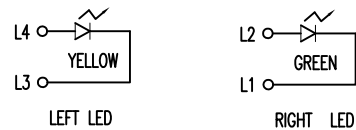
### 1.Recommend Plug Dim



Meets or exceeds IEEE 802.3 standard for 10/100//1000 Base-TX  
350 uH minimum OCL with 8mA DC bias current  
Available with or without LEDs  
Minimum 1500Vrms isolation per IEEE802.3 requirement  
DC Current/Voltage Rating-PoE+: 720mA MAX @57VDC(Continuous)  
Operating temperature -40°C to +85°C  
Storage temperature -40°C to +85°C

### 2.TRANSFORMER ELECTRICAL SPECIFICATIONS AT 25°C;

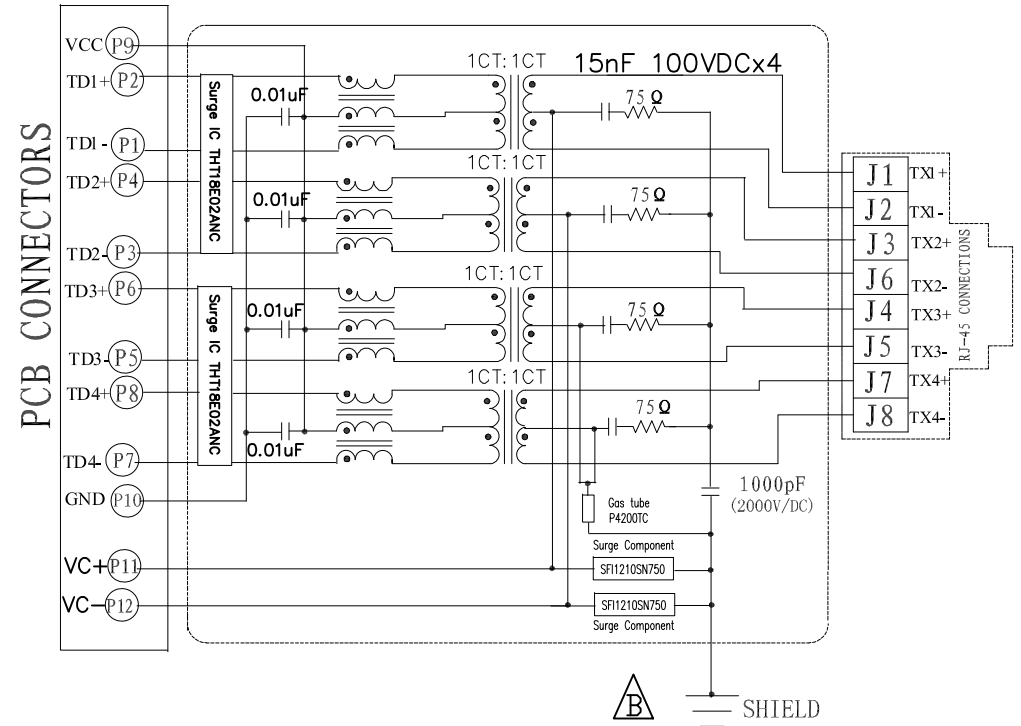
Insertion Loss (dB max.)	Return Loss (dB min.)				Cross talk (dB min.)			C.M.R. (dB min.)		Hi - pot (Vrms)
1-125MHz	1-30 MHz	30-60 MHz	60-80 MHz	80-100 MHz	1-30 MHz	30-60 MHz	60-100 MHz	10-60 MHz	60-100 MHz	60Hz/1min.
-1.2	-18	-16	-12	-10	-40	-35	-30	-40	-30	1500



Standard LED Color	LED Wavelength	Forward (V MAX)	Typical (V TYP)	Luminous Intensity
Green	560-580 nm	2.5V	2.1-2.2V	9-25 MCD
Yellow	580-610 nm	2.5V	2.1-2.2V	9-30 MCD
Orange	580-610 nm	2.5V	2.1-2.2V	50-100 MCD

LED Specification

### 3.SCHEMATIC:



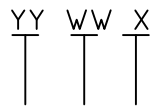
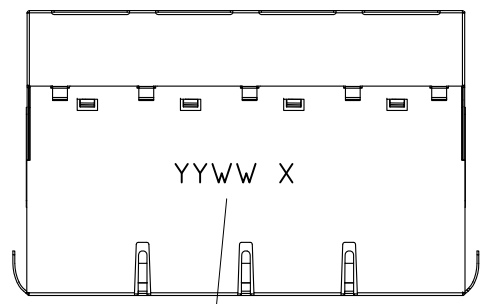
單位(UNITS)	mm
數量(QT'Y)	N/A
材料(MT'L)	SEE NOTE
處理(FINISH)	SEE NOTE



繪圖(DRAW)	圖名(NAME)	
設計(DE'N)	料號(PART NUMBER) AAOE+B5901-4123	
審核(CH'K)	圖檔(FILE NAME .DWG)	
核准(APP'D)	比例(SCALE) 1/1	圖紙(SIZE) A4
	頁次(SHEET) 2/3	版次(REV.) C

DIMENSIONS TOLERANCE METRIC	
X	±0.5
X.X	±0.38
X.XX	±0.25
ANGLES	
X	±1°
X.X	±0.5°

REV.	NOTES	DATE
A	RELEASED	2019/12/5
B	更換電子元件防雷管型號P4200TC與SF11210SN750	2019/12/17
B	將焊板面外壳彈片取消, 框口外壳中間加強筋;	2020/01/06



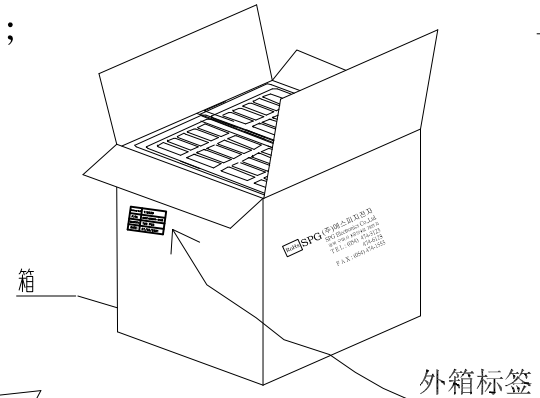
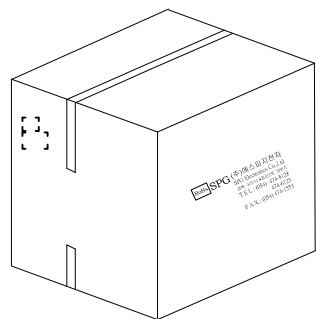
年 周 识别码  
 A: 直通品(一次性通过品)  
 B: 二次直通品  
 C: 维修后良品

DC + 识别码

Customer P/N:	119539
P/N:	AAOE+B5901-4123
QUANTITY:	12 PCS
DATE:	01/05/2021

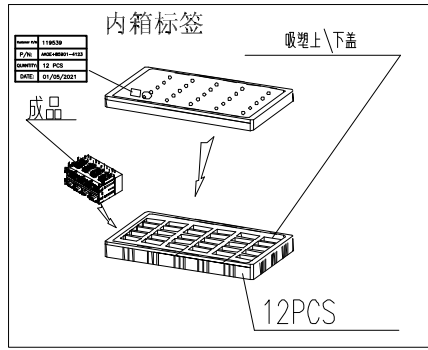
终端客户料号(119539)  
 厂内料号(AAOE+B5901-4123)  
 出货数量(一盘与一箱)  
 出货日期

标签内容与内盘一样, 数量有变更;



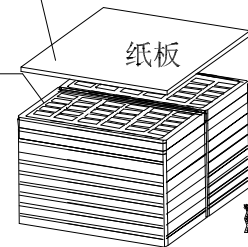
365\*300\*320 mm

7/排, 共僑 14/箱

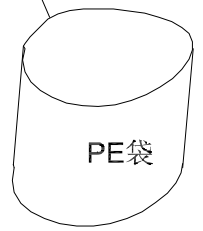


板 上下各一片 隔-B一片, 共7片  
 板 360X290mm

防水袋/干燥B2包



干燥剂



包裝備註: 1盤12PCS, 一箱總共14盤168PCS;  
 外箱标签贴側, 内容与内盘一样, 数量有变更;

DIMENSIONS TOLERANCE METRIC	
X	:±0.5
X.X	:±0.38
X.XX	:±0.25
ANGLES	
X	:±1°
X.X	:±0.5°

單位(UNITS)	mm
數量(QT'Y)	N/A
材料(MT'L)	SEE NOTE
處理(FINISH)	SEE NOTE



繪圖(DRAW)		圖名(NAME)			
設計(DE'N)		RJ45 (2X4 POE GAS EMI LED Y-G) 加彈片 90度 ROHS			
審核(CH'K)		料號(PART NUMBER)	AAOE+B5901-4123		
核准(APP'D)		圖號(DRAW NUMBER)			
		圖檔(FILE NAME .DWG)			
		比例(SCALE)	1/1	圖紙(SIZE)	A4
		頁次(SHEET)	3/3	版次(REV.)	C