

### Highlights

2 to 20 poles

Lift type

Spacing 5.0 mm

Wire entry vertical to plugging direction

Coding with coding star

With snap-in hooks to snap onto the pin strip

### Wire Sizes

Solid min 0.2 mm<sup>2</sup>

Solid max 4.0 mm<sup>2</sup>

Stranded (flexible) min 0.2 mm<sup>2</sup>

Stranded (flexible) max 2.5 mm<sup>2</sup>

Stranded with ferrule min 0.25 mm<sup>2</sup>

Stranded with ferrule max 2.5 mm<sup>2</sup>

### Dimensions

Stripped length 7.0 mm

### Materials

Clamp Brass

Screw Steel

Contact spring Bronze

### Insulating Material

Material PA 6.6

Flammability class UL 94 V-0

### Temperatures

Operating temperature -40 °C (without mech. load) - 105 °C

Store temperature -40 °C - 105 °C

### Wave Soldering Process

Soldering temperature, recommended -

Peak soldering time, recommended -

**Technical Data // AK1100/..-5.0-GREEN**

Spacing 5.0 mm

**Reflow Process**

Soldering temperature, recommended -

Peak soldering time, recommended -



**Colours**

GREEN, RAL 6018

LIGHT GREY, RAL 7035

LIGHT GREEN, similar RAL 6018

Colours according to RAL, there may be variations on colour due to production conditions.  
Special colours on request.**Ratings**

					
UseGroup	B	C	D		
Rated voltage	300 V	150 V	-	250 V	
Rated current	15 A	15 A	-	10 A	
Overtoltage category				III	
Rated wire size				min	max
- solid	AWG 28-10	AWG 28-10	-	0.5 mm <sup>2</sup> (6 A)	2.5 mm <sup>2</sup> (10 A)
- stranded	-	-	-	-	-
- stranded (flexible)	AWG 28-10	AWG 28-10	-	0.5 mm <sup>2</sup> (6 A)	2.5 mm <sup>2</sup> (10 A)
Torque	0.50 Nm	0.50 Nm	-	0.50 Nm	
Screw size	M3	M3	-	M3	
Test voltage	1.60 kV	1.30 kV	-	4.0 kV	
Pollution degree				3	







**Counterparts (Spacing 5.0 mm)****Pin Strip**

STL950	STL950-HT	STL950-G-HT	STL955	STL975
--------	-----------	-------------	--------	--------

In combination of connectors with different admission data, the lower value is valid.

Spacing 5.0 mm

**Accessoires**

Figure	Designation	Article Number
	Series AK(Z)1100 with pull relief	Art.-Nr. on request
	Bridge, 2-pole, insulated, BRI/2-5.0/5.08-LIGHT GREY	Art.-Nr. 50000000006
	Bridge, 3-pole, insulated, BRI/3-5.0/5.08-LIGHT GREY	Art.-Nr. 50000000007
	Coding Star CS1-5.0/5.08-RED	Art.-Nr. 50000000021
	Bridge, 2-pole, BR/2-5.0/5.08-L7.0	Art.-Nr. 50000000008
	Series AK(Z)1100 with separating element	Art.-Nr. on request

**Order Data (Spacing 5.0 mm)**

Number of Poles	Width (mm)	Article Designation	Article Number	PU
2	10.00	AK1100/2-5.0-GREEN	51100020021 F	200
3	15.00	AK1100/3-5.0-GREEN	51100030021 F	200
4	20.00	AK1100/4-5.0-GREEN	51100040021 E	100
5	25.00	AK1100/5-5.0-GREEN	51100050021 E	100
6	30.00	AK1100/6-5.0-GREEN	51100060021 E	100
7	35.00	AK1100/7-5.0-GREEN	51100070021 E	100
8	40.00	AK1100/8-5.0-GREEN	51100080021 D	50
9	45.00	AK1100/9-5.0-GREEN	51100090021 D	50
10	50.00	AK1100/10-5.0-GREEN	51100100021 D	50
11	55.00	AK1100/11-5.0-GREEN	51100110021 D	50
...	...	...	...	...
18	90.00	AK1100/18-5.0-GREEN	51100180021 D	50
19	95.00	AK1100/19-5.0-GREEN	51100190021 D	50
20	100.00	AK1100/20-5.0-GREEN	51100200021 D	50



Spacing 5.0 mm

Technical drawing

