



Highlights

2 to 12 poles

Single mold

Wire entry parallel to PCB

Wire guard type

Spacing 3.5 mm

Wire Sizes

Solid min	0.08 mm ²
Solid max	1.5 mm ²
Stranded (flexible) min	0.08 mm ²
Stranded (flexible) max	1.5 mm ²
Stranded with ferrule min	0.14 mm ²
Stranded with ferrule max	0.5 mm ²

Dimensions

Stripped length	5.0 mm
-----------------	--------

Materials

Clamp	Brass
Wire guard	Stainless Steel
Screw	Bronze
Contact spring	Bronze

Insulating Material

Material	PA 6.6
Flammability class	UL 94 V-0

Temperatures

Operating temperature	-40 °C (without mech. load) - 105 °C
Store temperature	-40 °C - 105 °C

Wave Soldering Process

Soldering temperature, recommended	-
Peak soldering time, recommended	-

**Technical Data // AK1350/..DS-3.5-GREY**

Spacing 3.5 mm

Reflow Process

Soldering temperature, recommended -



Peak soldering time, recommended -

Colours

GREY, RAL 7016

LIGHT GREEN, similar RAL 6018

Colours according to RAL, there may be variations on colour due to production conditions.
Special colours on request.**Ratings**

UseGroup					
	B	C	D		
Rated voltage	150 V	-	-	125 V	
Rated current	10 A	-	-	10 A	
Overvoltage category				III	
Rated wire size				min	max
- solid	AWG 28-16	-	-	0.2 mm ² (4 A)	1.5 mm ² (8 A)
- stranded	-	-	-	-	-
- stranded (flexible)	AWG 28-16	-	-	0.2 mm ² (4 A)	1.5 mm ² (8 A)
Torque	0.25 Nm	-	-	0.25 Nm	
Screw size	M2	-	-	M2	
Test voltage	1.30 kV	-	-	2.5 kV	
Pollution degree				3	

Counterparts (Spacing 3.5 mm)

Pin Strip






STL1350

STL1350-HT

In combination of connectors with different admission data, the lower value is valid.

Spacing 3.5 mm

Accessoires

Figure	Designation	Article Number
	Coding Cover CC-AK1350-GREY	Art.-Nr. 51350000000
	Bridge, 2-pole, angled, BR/2-3.5/3.81-H-L4.7	Art.-Nr. 50000000019
	Bridge, 2-pole, BR/2-3.5/3.81-L4.7	Art.-Nr. 50000000013
	Bridge, 3-pole, BR/3-3.5/3.81-L4.7	Art.-Nr. 50000000014
	Bridge, 2-pole, insulated, BRI/2-7.0/7.62-L7.5-LIGHT GREY	Art.-Nr. 50000000018
	Series AK1350 with pull relief	Art.-Nr. on request

Order Data (Spacing 3.5 mm)

Number of Poles	Width (mm)	Article Designation	Article Number	PU
2	7.00	AK1350/2DS-3.5-GREY	51350020001 G	250
3	10.50	AK1350/3DS-3.5-GREY	51350030001 G	250
4	14.00	AK1350/4DS-3.5-GREY	51350040001 G	250
5	17.50	AK1350/5DS-3.5-GREY	51350050001 G	250
6	21.00	AK1350/6DS-3.5-GREY	51350060001 G	250
7	24.50	AK1350/7DS-3.5-GREY	51350070001 G	250
8	28.00	AK1350/8DS-3.5-GREY	51350080001 E	100
9	31.50	AK1350/9DS-3.5-GREY	51350090001 E	100
10	35.00	AK1350/10DS-3.5-GREY	51350100001 E	100
11	38.50	AK1350/11DS-3.5-GREY	51350110001 E	100
12	42.00	AK1350/12DS-3.5-GREY	51350120001 E	100



Spacing 3.5 mm

Technical drawing

