

Highlights

- 2 to 24 poles
- Push-In connection
- Spacing 5.0 mm
- Wire entry parallel to plugging direction
- Coding with coding star
- With snap-in hooks to snap onto the pin strip
- Lever for easy opening of clamping point
- Test jack on every clamping point

Wire Sizes

| | |
|---------------------------|----------------------|
| Solid min | 0.2 mm ² |
| Solid max | 2.5 mm ² |
| Stranded (flexible) min | 0.2 mm ² |
| Stranded (flexible) max | 2.5 mm ² |
| Stranded with ferrule min | 0.25 mm ² |
| Stranded with ferrule max | 2.5 mm ² |

Dimensions

| | |
|-----------------|---------|
| Stripped length | 12.0 mm |
|-----------------|---------|

Materials

| | |
|----------------|-----------------|
| Contact spring | Copper Alloy |
| Clamp spring | Stainless Steel |

Insulating Material

| | |
|--------------------|-----------|
| Material | PA 6.6 |
| Flammability class | UL 94 V-0 |

Temperatures

| | |
|-----------------------|--------------------------------------|
| Operating temperature | -40 °C (without mech. load) - 105 °C |
| Store temperature | -40 °C - 105 °C |

Wave Soldering Process

| | |
|------------------------------------|---|
| Soldering temperature, recommended | - |
| Peak soldering time, recommended | - |

**Technical Data // AK4951/..KD-5.0-BASALTGREY**

Spacing 5.0 mm

Reflow Process

Soldering temperature, recommended -

Peak soldering time, recommended -



Colours

BASALT GREY, RAL 7012

GREEN, RAL 6018

LIGHT GREEN, similar RAL 6018

Colours according to RAL, there may be variations on colour due to production conditions.
Special colours on request.**Ratings**


| |  | | |  | |
|-----------------------|---|---|-----------|---|----------------------------|
| UseGroup | B | C | D | | |
| Rated voltage | 300 V | - | 300 V | 250 V | |
| Rated current | 10 A | - | 10 A | 12 A | |
| Overvoltage category | | | | III | |
| Rated wire size | | | | min | max |
| - solid | AWG 26-12 | - | AWG 26-12 | 0.2 mm ² | 2.5 mm ² (12 A) |
| - stranded | - | - | - | - | - |
| - stranded (flexible) | AWG 26-12 | - | AWG 26-12 | 0.2 mm ² | 2.5 mm ² (12 A) |
| Test voltage | 1.60 kV | - | 1.60 kV | 4.0 kV | |
| Pollution degree | | | | 3 | |

Counterparts (Spacing 5.0 mm)**Pin Strip**

| | | | | |
|--------|-----------|-------------|--------|--------|
| STL950 | STL950-HT | STL950-G-HT | STL955 | STL975 |
|--------|-----------|-------------|--------|--------|

In combination of connectors with different admission data, the lower value is valid.

Accessoires

| Figure | Designation | Article Number |
|---|-----------------------------------|---------------------|
|  | Coding Star CS1-5.0/5.08-RED | Art.-Nr. 5000000021 |
|  | Series AK(Z)4951 with pull relief | Art.-Nr. on request |



Spacing 5.0 mm

Order Data (Spacing 5.0 mm)

| Number of Poles | Width (mm) | Article Designation | Article Number | PU |
|-----------------|------------|----------------------------|----------------|----|
| 2 | 10.00 | AK4951/2KD-5.0-BASALTGREY | 54951020401 D | 50 |
| 3 | 15.00 | AK4951/3KD-5.0-BASALTGREY | 54951030401 D | 50 |
| 4 | 20.00 | AK4951/4KD-5.0-BASALTGREY | 54951040401 D | 50 |
| 5 | 25.00 | AK4951/5KD-5.0-BASALTGREY | 54951050401 D | 50 |
| 6 | 30.00 | AK4951/6KD-5.0-BASALTGREY | 54951060401 D | 50 |
| 7 | 35.00 | AK4951/7KD-5.0-BASALTGREY | 54951070401 D | 50 |
| 8 | 40.00 | AK4951/8KD-5.0-BASALTGREY | 54951080401 D | 50 |
| 9 | 45.00 | AK4951/9KD-5.0-BASALTGREY | 54951090401 D | 50 |
| 10 | 50.00 | AK4951/10KD-5.0-BASALTGREY | 54951100401 D | 50 |
| 11 | 55.00 | AK4951/11KD-5.0-BASALTGREY | 54951110401 D | 50 |
| 12 | 60.00 | AK4951/12KD-5.0-BASALTGREY | 54951120401 D | 50 |
| 13 | 65.00 | AK4951/13KD-5.0-BASALTGREY | 54951130401 D | 50 |
| 14 | 70.00 | AK4951/14KD-5.0-BASALTGREY | 54951140401 D | 50 |
| 15 | 75.00 | AK4951/15KD-5.0-BASALTGREY | 54951150401 D | 50 |
| 16 | 80.00 | AK4951/16KD-5.0-BASALTGREY | 54951160401 D | 50 |
| 17 | 85.00 | AK4951/17KD-5.0-BASALTGREY | 54951170401 D | 50 |
| 18 | 90.00 | AK4951/18KD-5.0-BASALTGREY | 54951180401 D | 50 |
| 19 | 95.00 | AK4951/19KD-5.0-BASALTGREY | 54951190401 D | 50 |
| 20 | 100.00 | AK4951/20KD-5.0-BASALTGREY | 54951200401 D | 50 |
| 21 | 105.00 | AK4951/21KD-5.0-BASALTGREY | 54951210401 D | 50 |
| 22 | 110.00 | AK4951/22KD-5.0-BASALTGREY | 54951220401 D | 50 |
| 23 | 115.00 | AK4951/23KD-5.0-BASALTGREY | 54951230401 D | 50 |
| 24 | 120.00 | AK4951/24KD-5.0-BASALTGREY | 54951240401 D | 50 |



PTR HARTMANN

A Phoenix Mecano Company

Technical Data // **AK4951/..KD-5.0-BASALTGREY**

Spacing 5.0 mm

Technical drawing

