

### Highlights

- 2 to 24 poles
- Push-In connection
- Spacing 5.0 mm
- Wire entry parallel to plugging direction
- Coding with coding star
- With snap-in hooks to snap onto the pin strip
- Lever for easy opening of clamping point
- Test jack on every clamping point

### Wire Sizes

Solid min	0.2 mm <sup>2</sup>
Solid max	2.5 mm <sup>2</sup>
Stranded (flexible) min	0.2 mm <sup>2</sup>
Stranded (flexible) max	2.5 mm <sup>2</sup>
Stranded with ferrule min	0.25 mm <sup>2</sup>
Stranded with ferrule max	2.5 mm <sup>2</sup>

### Dimensions

Stripped length	12.0 mm
-----------------	---------

### Materials

Contact spring	Copper Alloy
Clamp spring	Stainless Steel

### Insulating Material

Material	PA 6.6
Flammability class	UL 94 V-0

### Temperatures

Operating temperature	-40 °C (without mech. load) - 105 °C
Store temperature	-40 °C - 105 °C

### Wave Soldering Process

Soldering temperature, recommended	-
Peak soldering time, recommended	-

**Technical Data // AK4951/..KD-5.0-BASALTGREY**

Spacing 5.0 mm

**Reflow Process**

Soldering temperature, recommended -

Peak soldering time, recommended -



**Colours**

BASALT GREY, RAL 7012

GREEN, RAL 6018

LIGHT GREEN, similar RAL 6018

Colours according to RAL, there may be variations on colour due to production conditions.  
Special colours on request.**Ratings**


					
UseGroup	B	C	D		
Rated voltage	300 V	-	300 V	250 V	
Rated current	10 A	-	10 A	12 A	
Overtoltage category				III	
Rated wire size				min	max
- solid	AWG 26-12	-	AWG 26-12	0.2 mm <sup>2</sup>	2.5 mm <sup>2</sup> (12 A)
- stranded	-	-	-	-	-
- stranded (flexible)	AWG 26-12	-	AWG 26-12	0.2 mm <sup>2</sup>	2.5 mm <sup>2</sup> (12 A)
Test voltage	1.60 kV	-	1.60 kV	4.0 kV	
Pollution degree				3	

**Counterparts (Spacing 5.0 mm)****Pin Strip**

STL950	STL950-HT	STL950-G-HT	STL955	STL975
--------	-----------	-------------	--------	--------

In combination of connectors with different admission data, the lower value is valid.

**Accessoires**

Figure	Designation	Article Number
	Coding Star CS1-5.0/5.08-RED	Art.-Nr. 5000000021
	Series AK(Z)4951 with pull relief	Art.-Nr. on request



Spacing 5.0 mm

**Order Data (Spacing 5.0 mm)**

Number of Poles	Width (mm)	Article Designation	Article Number	PU
2	10.00	AK4951/2KD-5.0-BASALTGREY	54951020401 D	50
3	15.00	AK4951/3KD-5.0-BASALTGREY	54951030401 D	50
4	20.00	AK4951/4KD-5.0-BASALTGREY	54951040401 D	50
5	25.00	AK4951/5KD-5.0-BASALTGREY	54951050401 D	50
6	30.00	AK4951/6KD-5.0-BASALTGREY	54951060401 D	50
7	35.00	AK4951/7KD-5.0-BASALTGREY	54951070401 D	50
8	40.00	AK4951/8KD-5.0-BASALTGREY	54951080401 D	50
9	45.00	AK4951/9KD-5.0-BASALTGREY	54951090401 D	50
10	50.00	AK4951/10KD-5.0-BASALTGREY	54951100401 D	50
11	55.00	AK4951/11KD-5.0-BASALTGREY	54951110401 D	50
12	60.00	AK4951/12KD-5.0-BASALTGREY	54951120401 D	50
13	65.00	AK4951/13KD-5.0-BASALTGREY	54951130401 D	50
14	70.00	AK4951/14KD-5.0-BASALTGREY	54951140401 D	50
15	75.00	AK4951/15KD-5.0-BASALTGREY	54951150401 D	50
16	80.00	AK4951/16KD-5.0-BASALTGREY	54951160401 D	50
17	85.00	AK4951/17KD-5.0-BASALTGREY	54951170401 D	50
18	90.00	AK4951/18KD-5.0-BASALTGREY	54951180401 D	50
19	95.00	AK4951/19KD-5.0-BASALTGREY	54951190401 D	50
20	100.00	AK4951/20KD-5.0-BASALTGREY	54951200401 D	50
21	105.00	AK4951/21KD-5.0-BASALTGREY	54951210401 D	50
22	110.00	AK4951/22KD-5.0-BASALTGREY	54951220401 D	50
23	115.00	AK4951/23KD-5.0-BASALTGREY	54951230401 D	50
24	120.00	AK4951/24KD-5.0-BASALTGREY	54951240401 D	50



**PTR HARTMANN**

A Phoenix Mecano Company

Technical Data // **AK4951/..KD-5.0-BASALTGREY**

Spacing 5.0 mm

Technical drawing

