

### Highlights

- 2 to 24 poles
- Push-In connection
- Spacing 5.08 mm
- Wire entry parallel to plugging direction
- Coding with coding star
- With snap-in hooks to snap onto the pin strip
- Lever for easy opening of clamping point
- Test jack on every clamping point

### Wire Sizes

|                           |                      |
|---------------------------|----------------------|
| Solid min                 | 0.2 mm <sup>2</sup>  |
| Solid max                 | 2.5 mm <sup>2</sup>  |
| Stranded (flexible) min   | 0.2 mm <sup>2</sup>  |
| Stranded (flexible) max   | 2.5 mm <sup>2</sup>  |
| Stranded with ferrule min | 0.25 mm <sup>2</sup> |
| Stranded with ferrule max | 2.5 mm <sup>2</sup>  |

### Dimensions

|                 |         |
|-----------------|---------|
| Stripped length | 12.0 mm |
|-----------------|---------|

### Materials

|                |                 |
|----------------|-----------------|
| Contact spring | Copper Alloy    |
| Clamp spring   | Stainless Steel |

### Insulating Material

|                    |           |
|--------------------|-----------|
| Material           | PA 6.6    |
| Flammability class | UL 94 V-0 |

### Temperatures

|                       |                                      |
|-----------------------|--------------------------------------|
| Operating temperature | -40 °C (without mech. load) - 105 °C |
| Store temperature     | -40 °C - 105 °C                      |

### Wave Soldering Process

|                                    |   |
|------------------------------------|---|
| Soldering temperature, recommended | - |
| Peak soldering time, recommended   | - |

Spacing 5.08 mm

**Reflow Process**

|                                    |   |
|------------------------------------|---|
| Soldering temperature, recommended | - |
| Peak soldering time, recommended   | - |

**Colours**



BASALT GREY, RAL 7012

GREEN, RAL 6018

LIGHT GREEN, similar RAL 6018

Colours according to RAL, there may be variations on colour due to production conditions.  
Special colours on request.

**Ratings**

|                       |  |   |           |  |                            |
|-----------------------|---|---|-----------|---|----------------------------|
| UseGroup              | B   | C | D         |   |                            |
| Rated voltage         | 300 V   | - | 300 V     | 250 V   |                            |
| Rated current         | 10 A  | - | 10 A      | 12 A  |                            |
| Overtoltage category  |   |   |           | III   |                            |
| Rated wire size       |   |   |           | min   | max                        |
| - solid               | AWG 26-12   | - | AWG 26-12 | 0.2 mm <sup>2</sup>   | 2.5 mm <sup>2</sup> (12 A) |
| - stranded            | -   | - | -         | -   | -                          |
| - stranded (flexible) | AWG 26-12   | - | AWG 26-12 | 0.2 mm <sup>2</sup>   | 2.5 mm <sup>2</sup> (12 A) |
| Test voltage          | 1.60 kV   | - | 1.60 kV   | 4.0 kV  |                            |
| Pollution degree      |   |   |           | 3   |                            |



**Counterparts (Spacing 5.08 mm)**

Pin Strip/Terminal Block

|         |            |              |         |         |         |
|---------|------------|--------------|---------|---------|---------|
| STLZ950 | STLZ950-HT | STLZ950-G-HT | STLZ970 | STLZ990 | AKZS950 |
|---------|------------|--------------|---------|---------|---------|

In combination of connectors with different admission data, the lower value is valid.

**Accessoires**

| Figure  | Designation                       | Article Number      |
|---|-----------------------------------|---------------------|
|  | Coding Star CS1-5.0/5.08-RED      | Art.-Nr. 5000000021 |
|  | Series AK(Z)4951 with pull relief | Art.-Nr. on request |

Spacing 5.08 mm

**Order Data (Spacing 5.08 mm)**

| Number of Poles | Width (mm) | Article Designation          | Article Number | PU |
|-----------------|------------|------------------------------|----------------|----|
| 2               | 10.16      | AKZ4951/2KD-5.08-BASALTGREY  | 54951020421 D  | 50 |
| 3               | 15.24      | AKZ4951/3KD-5.08-BASALTGREY  | 54951030421 D  | 50 |
| 4               | 20.32      | AKZ4951/4KD-5.08-BASALTGREY  | 54951040421 D  | 50 |
| 5               | 25.40      | AKZ4951/5KD-5.08-BASALTGREY  | 54951050421 D  | 50 |
| 6               | 30.48      | AKZ4951/6KD-5.08-BASALTGREY  | 54951060421 D  | 50 |
| 7               | 35.56      | AKZ4951/7KD-5.08-BASALTGREY  | 54951070421 D  | 50 |
| 8               | 40.64      | AKZ4951/8KD-5.08-BASALTGREY  | 54951080421 D  | 50 |
| 9               | 45.72      | AKZ4951/9KD-5.08-BASALTGREY  | 54951090421 D  | 50 |
| 10              | 50.80      | AKZ4951/10KD-5.08-BASALTGREY | 54951100421 D  | 50 |
| 11              | 55.88      | AKZ4951/11KD-5.08-BASALTGREY | 54951110421 D  | 50 |
| 12              | 60.96      | AKZ4951/12KD-5.08-BASALTGREY | 54951120421 D  | 50 |
| 13              | 66.04      | AKZ4951/13KD-5.08-BASALTGREY | 54951130421 D  | 50 |
| 14              | 71.12      | AKZ4951/14KD-5.08-BASALTGREY | 54951140421 D  | 50 |
| 15              | 76.20      | AKZ4951/15KD-5.08-BASALTGREY | 54951150421 D  | 50 |
| 16              | 81.28      | AKZ4951/16KD-5.08-BASALTGREY | 54951160421 D  | 50 |
| 17              | 86.36      | AKZ4951/17KD-5.08-BASALTGREY | 54951170421 D  | 50 |
| 18              | 91.44      | AKZ4951/18KD-5.08-BASALTGREY | 54951180421 D  | 50 |
| 19              | 96.52      | AKZ4951/19KD-5.08-BASALTGREY | 54951190421 D  | 50 |
| 20              | 101.60     | AKZ4951/20KD-5.08-BASALTGREY | 54951200421 D  | 50 |
| 21              | 106.68     | AKZ4951/21KD-5.08-BASALTGREY | 54951210421 D  | 50 |
| 22              | 111.76     | AKZ4951/22KD-5.08-BASALTGREY | 54951220421 D  | 50 |
| 23              | 116.84     | AKZ4951/23KD-5.08-BASALTGREY | 54951230421 D  | 50 |
| 24              | 121.92     | AKZ4951/24KD-5.08-BASALTGREY | 54951240421 D  | 50 |



**PTR HARTMANN**

A Phoenix Mecano Company

Technical Data // **AKZ4951/..KD-5.08-BASALTGREY**

Spacing 5.08 mm

Technical drawing

