



ANATECH ELECTRONICS INC
RF & Microwave Filters & Products

1800 MHz Ceramic Bandpass Filter

Part Number: AM1800B1462



Electrical specifications

Center Frequency: 1800 MHz
Bandwidth: 100 MHz min
VSWR: 17.5 : 1 max
Input / Output Impedance: 50 Ohms
Passband: 1750-1850 MHz
Passband Insertion Loss: 2.0 dB max
Passband Ripple: 0.8 dB max
Rejection: 50 dB min 1550 MHz
Rejection 2: 40 dB min 2050 MHz
Power Handling: 30 dBm

Mechanical

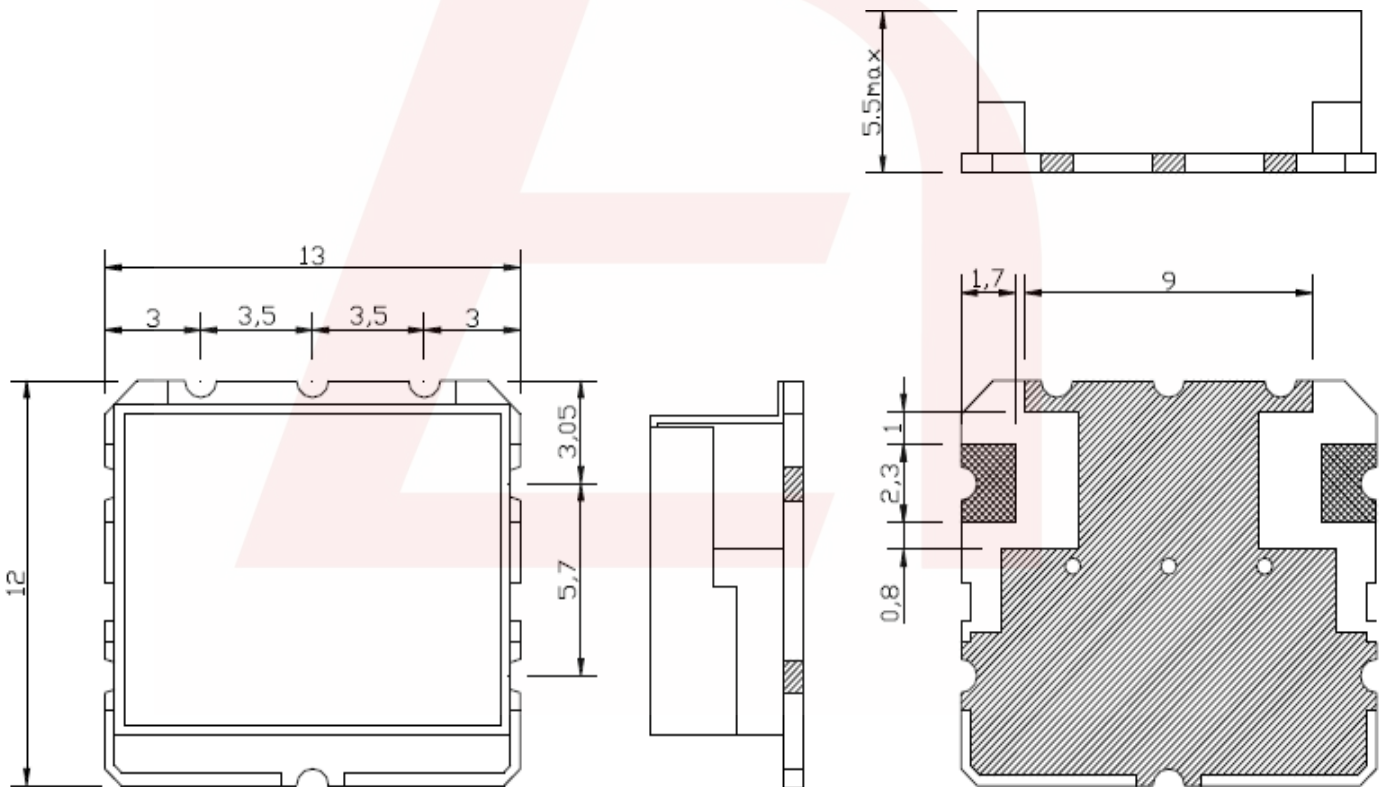
Mounting Method: SMT
Dimensions: 13 x 12 x 5.5 mm

Environmental

Operating Temperature: -30 C to 85 C
Storage Temperature: -50 C to +90 C
Shock: 10 G. 11ms
Vibration: 10 G. 5 to 200 Hz

This product is RoHs compliant.

Outline Drawing:



UNIT:mm

TOLERANCE:±0.3

DS-B1462-02092015-Rev0



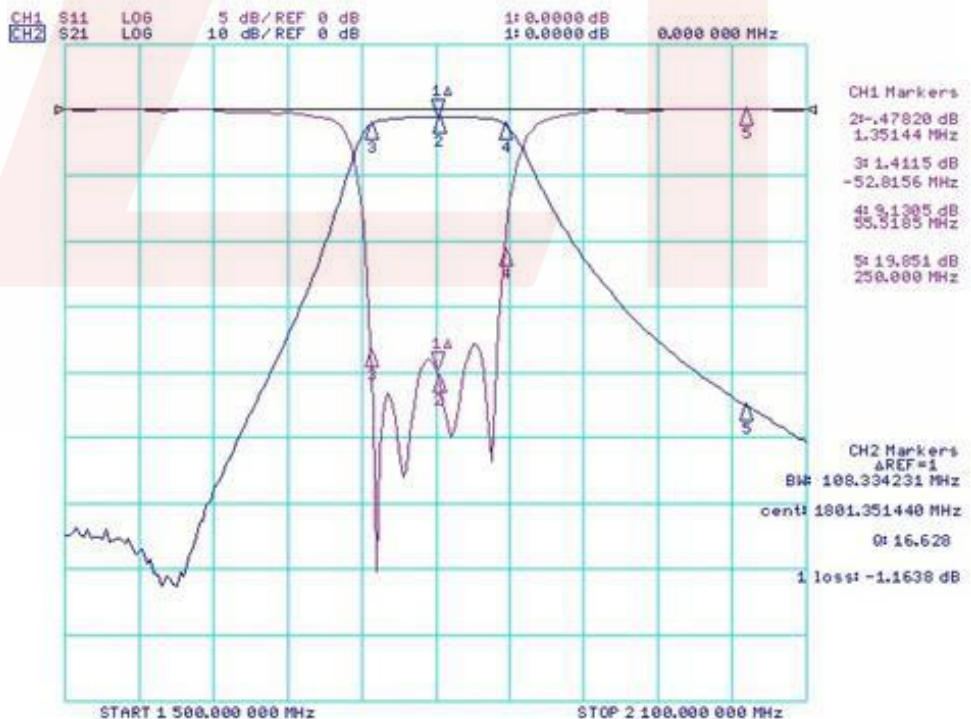
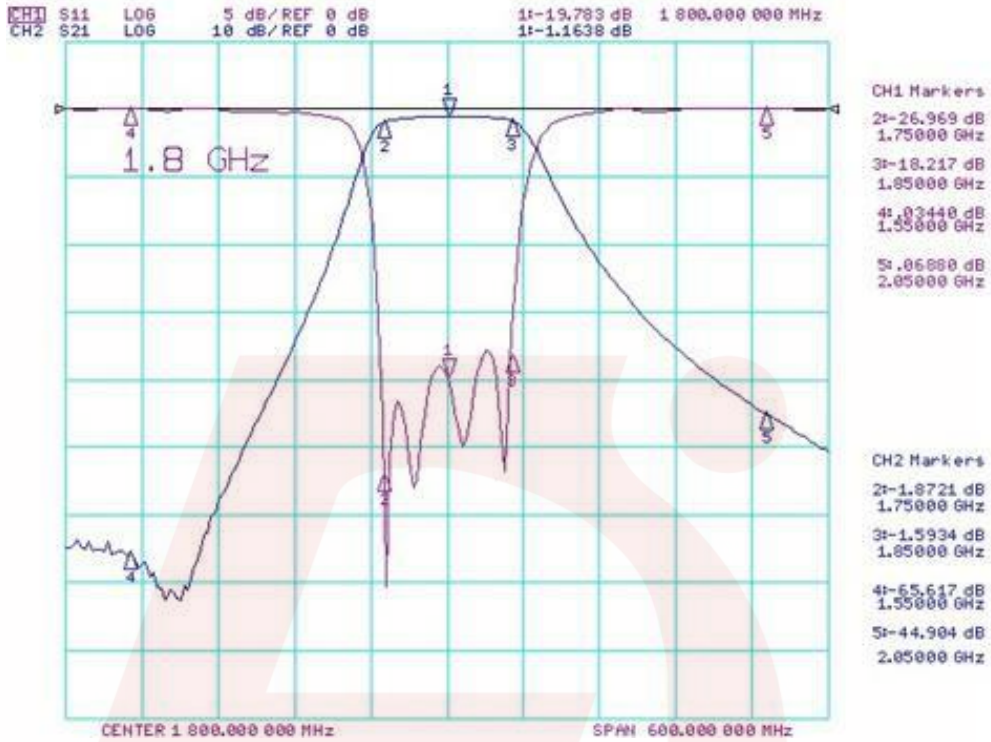
ANATECH ELECTRONICS INC
RF & Microwave Filters & Products

1800 MHz Ceramic Bandpass Filter

Part Number: AM1800B1462



Response Plot:



DS-B1462-02092015-Rev0



Response Plot:

