

**Description: 2012 2.4-2.5GHz Band Pass Filter**
**PART NUMBER: BPF2012LL03R2400A**
**Features:**

- Compact size : 2.0x1.25x1.0mm
- RoHS compliant

**Applications:**

- WLAN, 802.11a/b/g/n
- Bluetooth
- ISM Band

**ELECTRICAL SPECIFICATIONS**

DESCRIPTION	VALUE
Pass Band	2400-2500 MHz
Insertion Loss	2.0 dB (Max) at 25°C 2.3 dB (Max) at -40~+85 °C
V.S.W.R / Return-Loss	2.0 (Max) / 10.0 dB (Min)
Attenuation	40dB (Min). @1000~1600 MHz
	40dB (Min). @4900 MHz
	20dB (Min). @7500 MHz
Operating Temperature	-40~+85°C

In the effort to improve our products, we reserve the right to make changes judged to be necessary.

CONFIDENTIAL AND PROPRIETARY INFORMATION

This document contains confidential and proprietary information of Pulse Electronics, Inc. (Pulse) and is protected by copyright, trade secret and other state and federal laws. Its receipt or possession does not convey any rights to reproduce, disclose its contents, or to manufacture, use or sell anything it may describe. Reproduction, disclosure or use without specific written authorization of Pulse is strictly forbidden.

For more information:

Pulse Worldwide Headquarters  
 15255 Innovation Drive #100  
 San Diego, CA 92128  
 USA  
 Tel:1-858-674-8100

Pulse/Larsen Antennas  
 18110 SE 34<sup>th</sup> St Bldg 2 Suite 250  
 Vancouver, WA 98683  
 USA  
 Tel: 1-360-944-7551

Europe Headquarters  
 Pulse GmbH & Do, KG  
 Zeppelinstrasse 15  
 Herrenberg, Germany  
 Tel: 49 7032 7806 0

Pulse (Suzhou) Wireless Products Co, Inc.  
 99 Huo Ju Road(#29 Bldg,4<sup>th</sup> Phase  
 Suzhou New District  
 Jiangsu Province, Suzhou 215009 PR China  
 Tel: 86 512 6807 9998

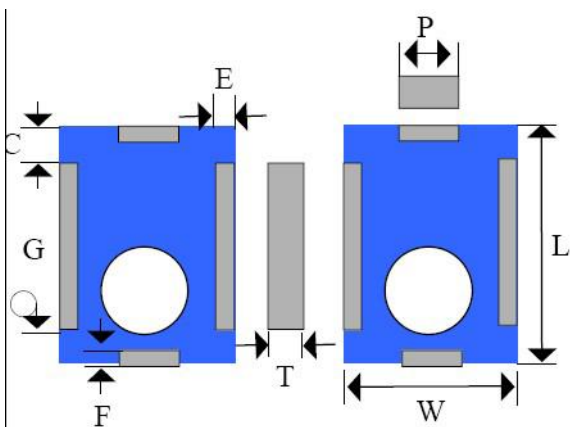


Description: 2012 2.4-2.5GHz Band Pass Filter

PART NUMBER: BPF2012LL03R2400A

MECHANICAL DIMENSION

Outline



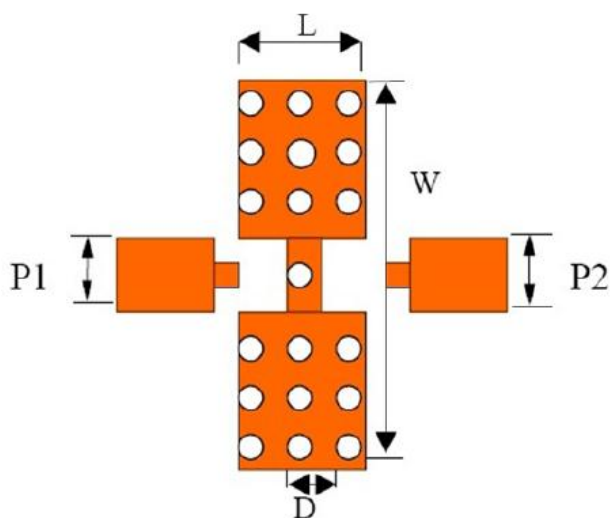
Termination

Terminal name	Function
P	Input/Output
G	GND

Mechanical

	Dimension
L (mm)	2.00±0.15
W (mm)	1.25±0.15
T (mm)	1.00±0.15
P (mm)	0.35±0.20
C (mm)	0.20±0.15
G (mm)	1.60±0.15
E (mm)	0.25±0.15
F (mm)	0.25±0.15

Reference design of EVB



TYPE	DIMENSION	FUNCTION
L (mm)	1.7±0.1mm	Ground pad
W(mm)	6.0±0.1mm	---
P1(mm)	0.76±0.1mm	Feed Pad
P2(mm)	0.76±0.1mm	Feed Pad
D(mm)	0.5±0.1mm	Ground pad
O(mm)	d=0.3mm	Via hole

Line width should be designed to match 50Ω characteristic impedance, depending on PCB material and thickness.

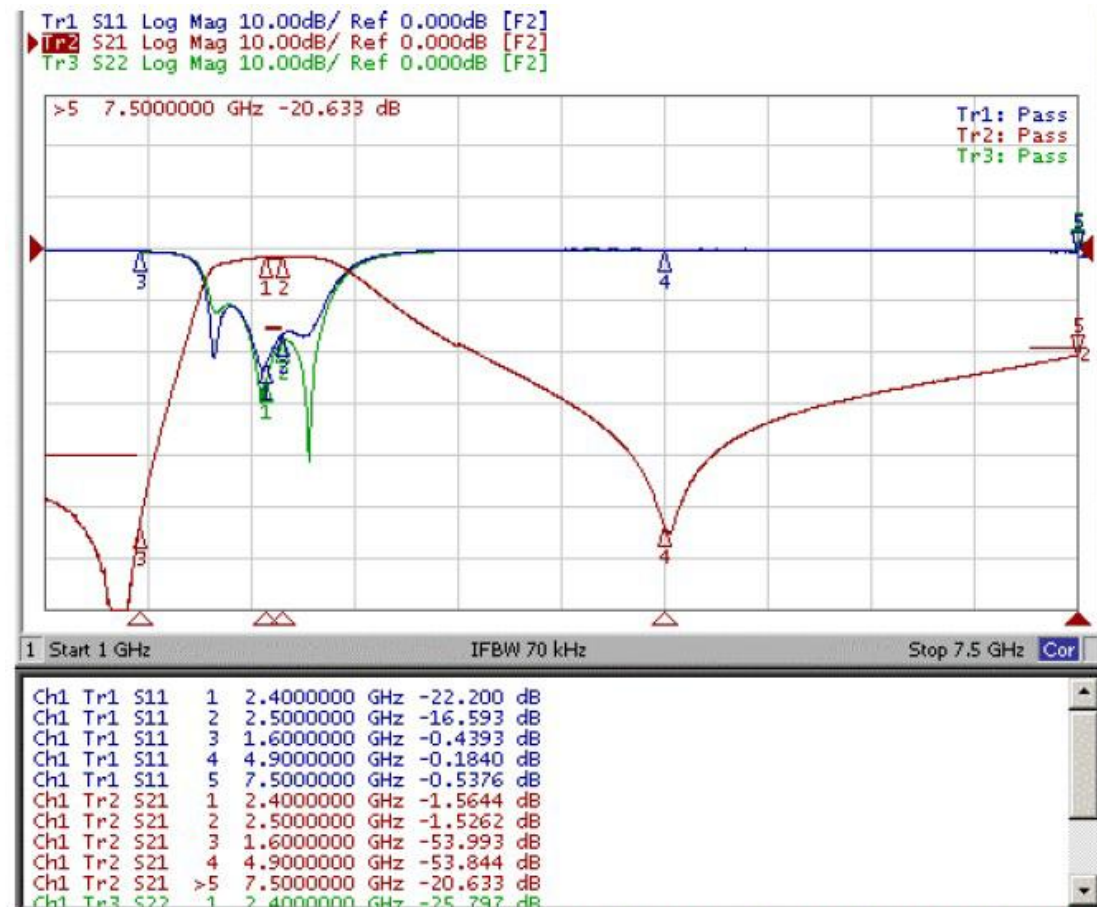
In the effort to improve our products, we reserve the right to make changes judged to be necessary.  
CONFIDENTIAL AND PROPRIETARY INFORMATION

This document contains confidential and proprietary information of Pulse Electronics, Inc. (Pulse) and is protected by copyright, trade secret and other state and federal laws. Its receipt or possession does not convey any rights to reproduce, disclose its contents, or to manufacture, use or sell anything it may describe. Reproduction, disclosure or use without specific written authorization of Pulse is strictly forbidden.

Description: 2012 2.4-2.5GHz Band Pass Filter

PART NUMBER: BPF2012LL03R2400A

ELECTRICAL PERFORMANCES



- Measured on Agilent E5071C Network Analyzer
- Input port : Port 1 (Return loss : S11)
- Output port : Port 3 (Return loss : S33)
- Insertion loss : S31

Frequency Characteristics

In the effort to improve our products, we reserve the right to make changes judged to be necessary.

CONFIDENTIAL AND PROPRIETARY INFORMATION

This document contains confidential and proprietary information of Pulse Electronics, Inc. (Pulse) and is protected by copyright, trade secret and other state and federal laws. Its receipt or possession does not convey any rights to reproduce, disclose its contents, or to manufacture, use or sell anything it may describe. Reproduction, disclosure or use without specific written authorization of Pulse is strictly forbidden.

**Description: 2012 2.4-2.5GHz Band Pass Filter**

**PART NUMBER: BPF2012LL03R2400A**

### REVISION HISTORY

Revision	Date	Description
Version 1	Dec. 17, 2020	- New issue