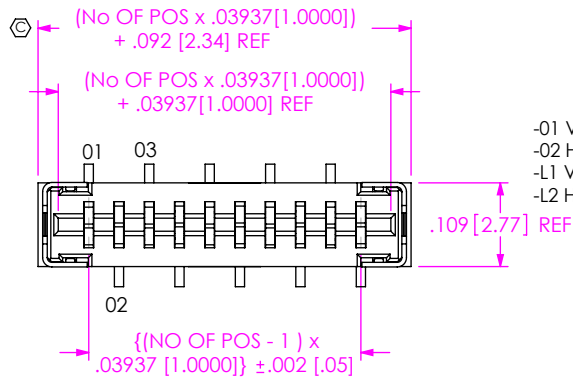


DO NOT SCALE FROM THIS PRINT

FC1-XX-XX-XX-XX-X-XX



No OF POSITIONS
-05 THRU -25
(SEE NOTE 8)

LEAD STYLE
-01 VERTICAL (SEE FIG 1) (C-136-01-X)
-02 HORIZONTAL (SEE FIG 2, SHT 2) (C-136-02-X)
-L1 VERTICAL (LOW INSERTION FORCE) (C-136-03-X)
-L2 HORIZONTAL (LOW INSERTION FORCE) (C-136-04-X)

PACKAGING

BLANK: TUBES (SEE NOTE 10)
-TR: TAPE & REEL (SEE NOTES 11 Y&12)
-FR: FULL REEL QTY TAPE & REEL (SEE NOTES 11 & 12)

PAD

-K: POLYIMIDE FILM PAD
(LEAD STYLE -01 & -L1 ONLY)
(USE K-DOT-.157-.250-.005)

OPTIONS

-WT: WELD TAB (LEAD STYLE -02 & -L2 ONLY)
-LC: LOCKING CLIP (SEE FIG 2)
(LEAD STYLE -01 & -L1 ONLY)
(SEE NOTE 9)

PLATING

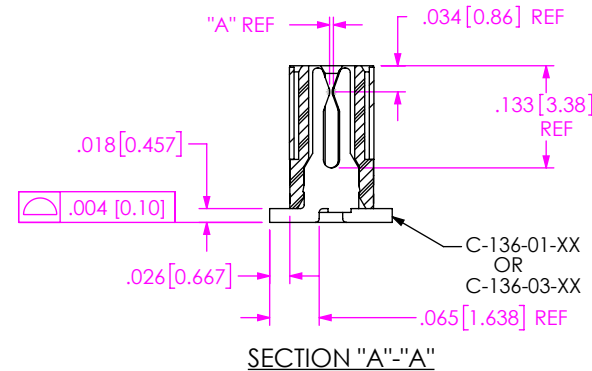
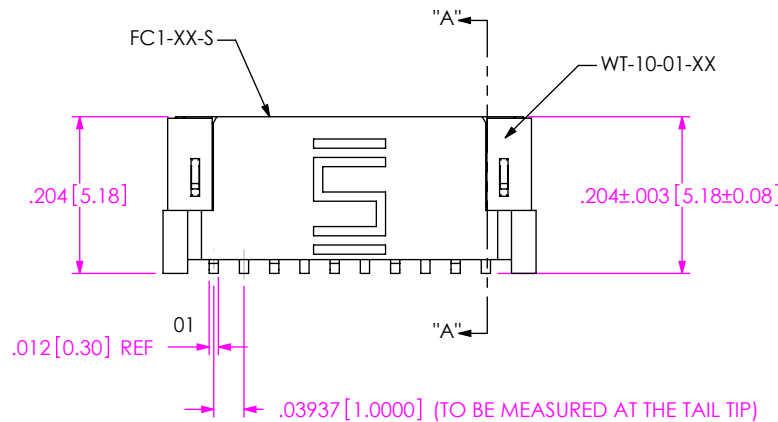
-T: MATTE TIN CONTACT AND TAIL
-TM: MATTE TIN CONTACT AND TAIL

TABLE 1

STYLE	"A"
-01	.005 [.13]
-02	.005 [.13]
-L1	.007 [.18]
-L2	.007 [.18]

RECOMMENDED CABLE WIDTH

{(NO. OF POSITIONS x .03937 [1.000])
+ .040 [1.00] +/- .010 [.25]}



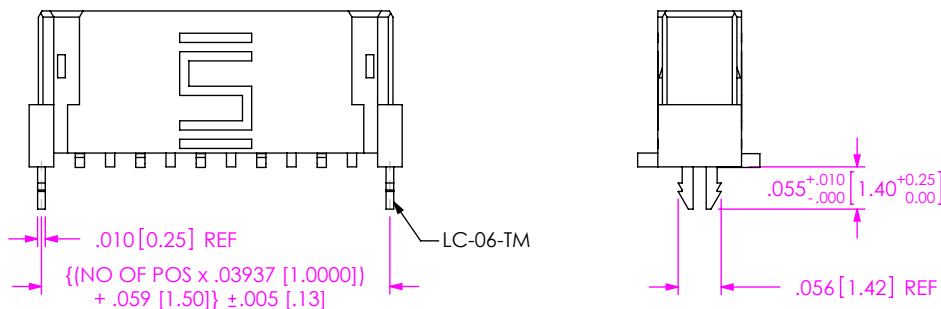
NOTES:

1. Ⓢ REPRESENTS A CRITICAL DIMENSION.
2. NOTE DELETED
3. BURR ALLOWANCE: .0015 [.038] MAX.
4. MAXIMUM CUT FLASH: .010 [.25].
5. MINIMUM PUSHOUT FORCE: .5 LB.
6. TAIL SWAY MUST BE IN SAME DIRECTION ON ALL CONTACT TAILS.
7. NOTE DELETED
8. -05 THRU -10 POSITIONS ARE 2 PARTS PER AND REQUIRE MULTI-CUTTING.
9. DUE TO THE HIGH AMOUNT OF INSERTION FORCE NEEDED, THE -LC OPTION IS NOT COMPATIBLE WITH AUTO PLACEMENT. SAMTEC RECOMMENDS MANUAL PLACEMENT FOR ALL ASSEMBLIES WITH THE -LC OPTION.
10. TUBES IS STANDARD PACKAGING
11. ORDERS WILL BE PACKAGED ACCORDING TO THE SAMTEC PACKAGING EFFICIENCY STANDARDS (SPES) FOUND ON WWW.SAMTEC.COM
12. ATTACH -4X2 LABEL TO EACH REEL.

FIG 1

-01 / -L1 [VERTICAL LEAD STYLES]

FIG 2
-LC OPTION
(ONLY AVAILABLE WITH -01 & -L1 LEAD STYLES)
SAME AS FIG. 1 EXCEPT AS SHOWN



UNLESS OTHERWISE SPECIFIED, DIMENSIONS ARE IN INCHES.

TOLERANCES ARE:

DECIMALS ANGLES
.XX: ±.01 [.3] 2°
.XXX: ±.005 [.13]
.XXXX: ±.0020 [.508]

PROPRIETARY NOTE

THIS DOCUMENT CONTAINS INFORMATION CONFIDENTIAL AND PROPRIETARY TO SAMTEC, INC. AND SHALL NOT BE REPRODUCED OR TRANSFERRED TO OTHER DOCUMENTS OR DISCLOSED TO OTHERS OR USED FOR ANY PURPOSE OTHER THAN THAT WHICH IT WAS OBTAINED WITHOUT THE EXPRESSED WRITTEN CONSENT OF SAMTEC, INC.



520 PARK EAST BLVD, NEW ALBANY, IN 47150
PHONE: 812-944-6733 FAX: 812-948-5047
e-Mail: info@SAMTEC.com code: 55322

DO NOT SCALE DRAWING

SHEET SCALE: 4:1

DESCRIPTION:

1MM SOCKET

HOUSING: BLACK LCP
CONTACT: PHOSPHOR BRONZE
WELD TABS: BRASS

DWG. NO.

FC1-XX-XX-XX-XX-X-XX

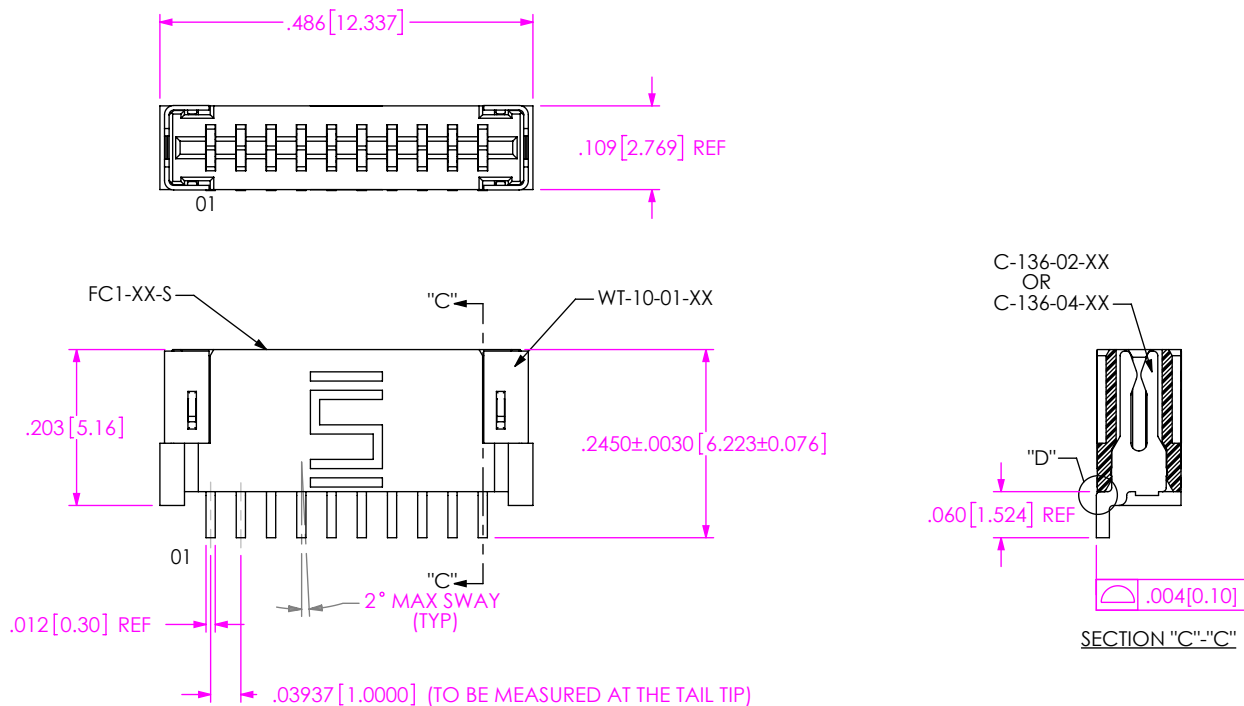
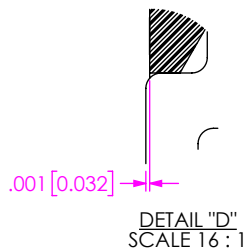


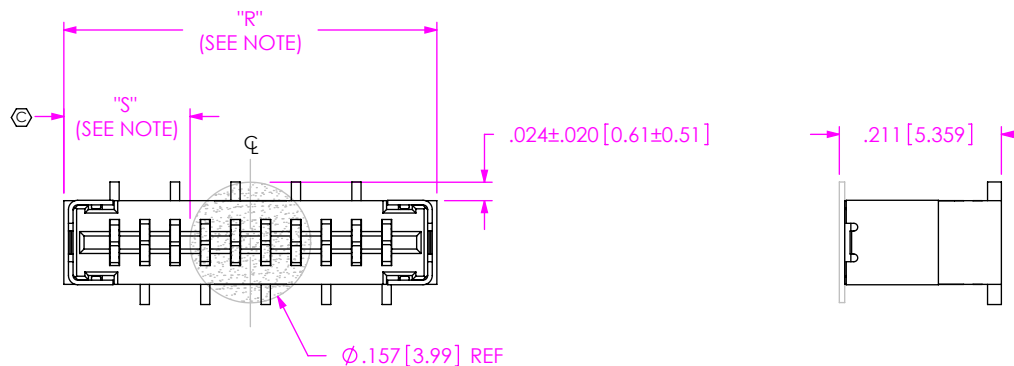
FIG 2
 -02 / -L2 [HORIZONTAL LEAD STYLES]
 DIFFERENT AS SHOWN, OTHERWISE SAME AS FIG 1



<p>PROPRIETARY NOTE THIS DOCUMENT CONTAINS INFORMATION CONFIDENTIAL AND PROPRIETARY TO SAMTEC, INC. AND SHALL NOT BE REPRODUCED OR TRANSFERRED TO OTHER DOCUMENTS OR DISCLOSED TO OTHERS OR USED FOR ANY PURPOSE OTHER THAN THAT WHICH IT WAS OBTAINED WITHOUT THE EXPRESSED WRITTEN CONSENT OF SAMTEC, INC.</p> <p>DO NOT SCALE DRAWING</p> <p>SHEET SCALE: 4:1</p>		
	<p>520 PARK EAST BLVD, NEW ALBANY, IN 47150 PHONE: 812-944-6733 FAX: 812-948-5047 e-Mail: info@SAMTEC.com code: 55322</p>	
	<p>DESCRIPTION: 1MM SOCKET</p>	
	<p>DWG. NO. FC1-XX-XX-XX-XX-X-XX</p>	
<p>BY: G. PURVIS 3/1/1999</p>		<p>SHEET 2 OF 3</p>

FIG 4
-K: POLYIMIDE FILM PAD
STYLE -01 & -L1 ONLY

NOTE: "R" = USED MEASURED DIMENSION (REF)
"S" = $\{("R" - .1575 [4.00]) / 2\} \pm .020 [.51]$



PACKAGING TUBE VIEWS

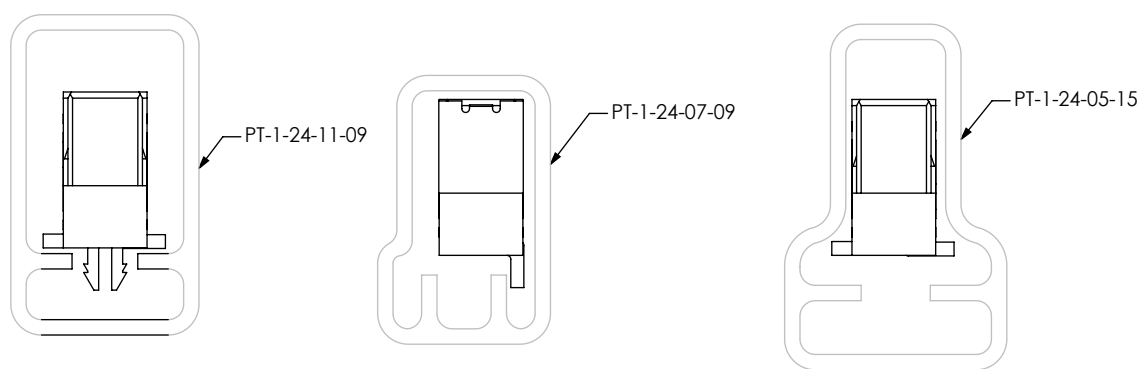
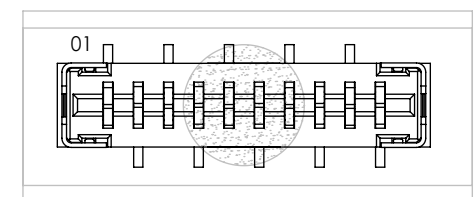
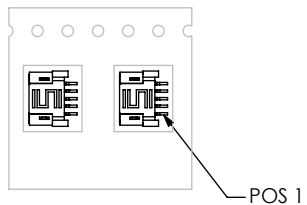
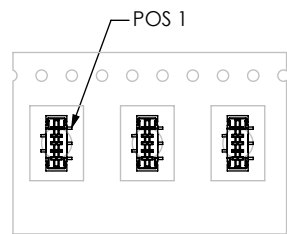


TABLE 2

LEAD	OPTION	PACKAGING TUBE	PLUG
-X2	NONE, -WT	PT-1-24-07-09	TP-24-02
-X1	NONE	PT-1-24-05-15	TP-24
-X1	-K, -LC, -K-LC	PT-1-24-11-09	TP-09



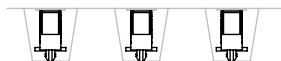
POSITION #01 TO BE LOCATED AS SHOWN
WITH POSITION #01 IN DIRECTION OF ARROW ON TUBE
(PKG. VIEW FOR -01/-L1 SHOWN)



TAPE & REEL VIEW FOR VERTICAL PARTS

TAPE & REEL VIEW FOR HORIZONTAL PARTS

USER DIRECTION OF UNREELING
POCKETS NOT DETAILED



PROPRIETARY NOTE
THIS DOCUMENT CONTAINS INFORMATION
CONFIDENTIAL AND PROPRIETARY TO
SAMTEC, INC. AND SHALL NOT BE REPRODUCED
OR TRANSFERRED TO OTHER DOCUMENTS OR
DISCLOSED TO OTHERS OR USED FOR ANY
PURPOSE OTHER THAN THAT WHICH IT WAS
OBTAINED WITHOUT THE EXPRESSED WRITTEN
CONSENT OF SAMTEC, INC.



520 PARK EAST BLVD, NEW ALBANY, IN 47150
PHONE: 812-944-6733 FAX: 812-948-5047
e-Mail: info@SAMTEC.com code: 55322

DO NOT SCALE DRAWING

SHEET SCALE: 4:1

DESCRIPTION:
1MM SOCKET

DWG. NO.
FC1-XX-XX-XX-XX-X-XX

BY: G. PURVIS 3/1/1999 SHEET 3 OF 3