

## Surface Mount Multilayer Ceramic Chip Capacitors for Automotive Applications With Soldering Assembly



### FEATURES

- AEC-Q200 qualified with PPAP available
- Available in 0402 to 1812 body size
- 100 % matte tin termination for soldering process
- High operating temperature
- Wet build process
- Reliable Noble Metal Electrode (NME) system
- Parts compliant with ELV directive
- Material categorization: for definitions of compliance please see [www.vishay.com/doc?99912](http://www.vishay.com/doc?99912)

 AUTOMOTIVE  
GRADE

**RoHS**  
COMPLIANT  
HALOGEN  
**FREE**  
**GREEN**  
(5-2008)

For more than 30 years Vishay Vitramon has supported the automotive industry with robust, highly reliable MLCCs that have made it a leader in this segment. All Vishay Vitramon MLCCs are manufactured in “Precious Metal Technology” (PMT / NME) and a wet build process. They are qualified according to AEC-Q200 with PPAP available on request. Applications for these devices include automotive “under the hood”, safety and comfort electronics. Their termination finish is 100 % matte tin plate finish. A polymer (flexible) termination with 100 % matte tin plate finish is offered for boardflex sensitive applications.

### COG (NPO) DIELECTRIC

#### GENERAL SPECIFICATION

##### Note

Electrical characteristics at +25 °C unless otherwise specified

**Operating Temperature:** -55 °C to +150 °C  
(above +125 °C changed characteristics, see 2.2)

**Capacitance Range:** 22 pF to 22 nF

**Voltage Range:** 25 V<sub>DC</sub> to 3000 V<sub>DC</sub>

**Temperature Coefficient of Capacitance (TCC):**  
0 ppm/°C ± 30 ppm/°C from -55 °C to +125 °C

##### Dissipation Factor (DF):

0.1 % maximum at 1.0 V<sub>RMS</sub> and  
1 MHz for values ≤ 1000 pF  
0.1 % maximum at 1.0 V<sub>RMS</sub> and  
1 kHz for values > 1000 pF

##### Insulating Resistance:

at +25 °C 100 000 MΩ min. or 1000 ΩF whichever is less  
at +125 °C 10 000 MΩ min. or 100 ΩF whichever is less

**Aging:** 0 % maximum per decade

##### Dielectric Strength Test:

performed per method 103 of EIA 198-2-E.

Applied test voltages

|  |                        |
|--|------------------------|
| ≤ 250 V <sub>DC</sub> -rated:                      | 250 % of rated voltage |
| 500 V <sub>DC</sub> -rated:                        | 200 % of rated voltage |
| 630 V <sub>DC</sub> , 1000 V <sub>DC</sub> -rated: | 150 % of rated voltage |
| 3000 V <sub>DC</sub> -rated:                       | 120 % of rated voltage |

### X7R, X8R DIELECTRIC

#### GENERAL SPECIFICATION

##### Note

Electrical characteristics at +25 °C unless otherwise specified

**Operating Temperature:** -55 °C to +150 °C  
(X7R above +125 °C changed characteristics, see 2.2)

**Capacitance Range:** 120 pF to 1.0 μF

**Voltage Range:** 16 V<sub>DC</sub> to 630 V<sub>DC</sub>

##### Temperature Coefficient of Capacitance (TCC):

X7R: ± 15 % from -55 °C to +125 °C, with 0 V<sub>DC</sub> applied  
X8R: ± 15 % from -55 °C to +150 °C, with 0 V<sub>DC</sub> applied

##### Dissipation Factor (DF):

16 V, 25 V ratings: 3.5 % maximum at 1.0 V<sub>RMS</sub> and 1 kHz  
> 25 V ratings: 2.5 % maximum at 1.0 V<sub>RMS</sub> and 1 kHz

##### Insulating Resistance:

at +25 °C 100 000 MΩ min. or 1000 ΩF whichever is less  
at +125 °C 10 000 MΩ min. or 100 ΩF whichever is less  
X8R: at +150 °C 10 000 MΩ min. or 100 ΩF whichever is less

**Aging Rate:** 1 % maximum per decade

##### Dielectric Strength Test:

performed per method 103 of EIA 198-2-E.

Applied test voltages

|                               |                             |
|-------------------------------|-----------------------------|
| ≤ 250 V <sub>DC</sub> -rated: | 250 % of rated voltage      |
| 500 V <sub>DC</sub> -rated:   | min. 150 % of rated voltage |
| 630 V <sub>DC</sub> :         | min. 120 % of rated voltage |



| QUICK REFERENCE DATA |           |                     |             |         |
|----------------------|-----------|---------------------|-------------|---------|
| DIELECTRIC           | CASE CODE | MAXIMUM VOLTAGE (V) | CAPACITANCE |         |
|                      |           |                     | MINIMUM     | MAXIMUM |
| C0G (NP0)            | 0402      | 100                 | 22 pF       | 220 pF  |
|                      | 0603      | 200                 | 56 pF       | 1.0 nF  |
|                      | 0805      | 500                 | 100 pF      | 3.9 nF  |
|                      | 1206      | 630                 | 100 pF      | 8.2 nF  |
|                      | 1210      | 630                 | 100 pF      | 12 nF   |
|                      | 1812      | 3000                | 39 pF       | 22 nF   |
| X7R                  | 0402      | 100                 | 120 pF      | 33 nF   |
|                      | 0603      | 200                 | 330 pF      | 150 nF  |
|                      | 0805      | 200                 | 330 pF      | 470 nF  |
|                      | 1206      | 630                 | 220 pF      | 1.0 μF  |
|                      | 1210      | 630                 | 390 pF      | 1.0 μF  |
|                      | 1812      | 630                 | 10 nF       | 1.0 μF  |
| X8R                  | 0402      | 100                 | 330 pF      | 6.8 nF  |
|                      | 0603      | 100                 | 470 pF      | 33 nF   |
|                      | 0805      | 100                 | 470 pF      | 100 nF  |
|                      | 1206      | 50                  | 1.0 nF      | 220 nF  |
|                      | 1210      | 50                  | 10 nF       | 220 nF  |

**Note**

- Detail ratings see “Selection Chart”

| ORDERING INFORMATION - TIN TERMINATION       |                                     |  |  |  |   |  |  |                               |
|--|-------------------------------------|--|--|--|---|--|--|-------------------------------|
| GA0805                                       | Y                                   | 102  | K  | X  | A   | B  | C  | 31G                           |
| CASE CODE                                    | DIELECTRIC                          | CAPACITANCE NOMINAL CODE <sup>(3)</sup>  | CAPACITANCE TOLERANCE  | TERMINATION  | DC VOLTAGE RATING <sup>(1)</sup>  | MARKING  | PACKAGING  | PROCESS CODE                  |
| 0402<br>0603<br>0805<br>1206<br>1210<br>1812 | A = C0G (NP0)<br>Y = X7R<br>H = X8R | Expressed in picofarads (pF). The first two digits are significant, the third is a multiplier. An "R" indicates a decimal point.<br><b>Examples</b><br>4R7 = 4.7 pF<br>102 = 1000 pF | B = ± 0.10 pF<br>C = ± 0.25 pF<br>D = ± 0.5 pF<br>F = ± 1 %<br>G = ± 2 %<br>J = ± 5 %<br>K = ± 10 %<br>M = ± 20 %<br><b>Note</b><br>C0G (NP0):<br>B, C, D < 10 pF<br>F, G, J, K ≥ 10 pF<br>X7R / X8R:<br>J, K, M | X = Ni barrier 100 % matte tin plate finish<br>B = polymer 100 % matte tin plate finish <sup>(2)</sup> | J = 16 V<br>X = 25 V<br>A = 50 V<br>B = 100 V<br>C = 200 V<br>P = 250 V<br>E = 500 V<br>L = 630 V<br>G = 1000 V<br>H = 3000 V | A = unmarked<br>B = marked<br><b>Note</b><br>Marking for 0805 and 1206 vendor ID and date code | T = 7" reel / plastic tape<br>C = 7" reel / paper tape<br>R = 11 1/4" / 13" reel / plastic tape<br>P = 11 1/4" / 13" reel / paper tape | 31G = "Green" Automotive MLCC |

**Notes**

- (1) DC voltage rating should not be exceeded in application. Other application factors may affect the MLCC performance. Consult for questions: [mlcc@vishay.com](mailto:mlcc@vishay.com)
- (2) Polymer termination for size 0603 and larger. Available only in plastic tape "T" / "R"
- (3) Non-standard values, please contact: [mlcc@vishay.com](mailto:mlcc@vishay.com)

| DIMENSIONS in inches (millimeters) |        |   |   |                       |                      |                 |
|------------------------------------|--------|---|---|-----------------------|----------------------|-----------------|
|                                    |        |   |   |                       |                      |                 |
| CASE CODE                          | STYLE  | LENGTH (L)  | WIDTH (W)   | MAXIMUM THICKNESS (T) | TERMINATIONS PAD (P) |                 |
|                                    |        |   |   |                       | MINIMUM              | MAXIMUM         |
| 0402                               | GA0402 | 0.040 + 0.004 / - 0.002<br>(1.00 + 0.10 / - 0.05) | 0.020 + 0.004 / - 0.002<br>(0.50 + 0.10 / - 0.05) | 0.024<br>(0.60)       | 0.004<br>(0.10)      | 0.016<br>(0.41) |
| 0603                               | GA0603 | 0.063 ± 0.006<br>(1.60 ± 0.15)                    | 0.031 ± 0.006<br>(0.80 ± 0.15)                    | 0.038<br>(0.97)       | 0.012<br>(0.30)      | 0.018<br>(0.46) |
| 0805                               | GA0805 | 0.079 ± 0.008<br>(2.00 ± 0.20)                    | 0.049 ± 0.008<br>(1.25 ± 0.20)                    | 0.057<br>(1.45)       | 0.010<br>(0.25)      | 0.028<br>(0.71) |
| 1206                               | GA1206 | 0.126 ± 0.010<br>(3.20 ± 0.25)                    | 0.063 ± 0.010<br>(1.60 ± 0.25)                    | 0.067<br>(1.70)       | 0.010<br>(0.25)      | 0.028<br>(0.71) |
| 1210                               | GA1210 | 0.126 ± 0.010<br>(3.20 ± 0.25)                    | 0.098 ± 0.010<br>(2.50 ± 0.25)                    | 0.076<br>(1.94)       | 0.010<br>(0.25)      | 0.028<br>(0.71) |
| 1812                               | GA1812 | 0.177 ± 0.010<br>(4.50 ± 0.25)                    | 0.126 ± 0.010<br>(3.20 ± 0.25)                    | 0.086<br>(2.18)       | 0.010<br>(0.25)      | 0.030<br>(0.76) |

**Note**

- Polymer (B-termination) have increased dimensions: part length increased by 0.006" (0.15 mm)



| SELECTION CHART            |        |           |    |     |        |     |     |        |     |     |     |
|----------------------------|--------|-----------|----|-----|--------|-----|-----|--------|-----|-----|-----|
| DIELECTRIC                 |        | COG (NP0) |    |     |        |     |     |        |     |     |     |
| STYLE                      |        | GA0402    |    |     | GA0603 |     |     | GA0805 |     |     |     |
| CASE CODE                  |        | 0402      |    |     | 0603   |     |     | 0805   |     |     |     |
| VOLTAGE (V <sub>DC</sub> ) |        | 25        | 50 | 100 | 50     | 100 | 200 | 50     | 100 | 200 | 500 |
| VOLTAGE CODE               |        | X         | A  | B   | A      | B   | C   | A      | B   | C   | E   |
| CAP. CODE                  | CAP.   |           |    |     |        |     |     |        |     |     |     |
| 1R0                        | 1.0 pF |           |    |     |        |     |     |        |     |     |     |
| 1R2                        | 1.2 pF |           |    |     |        |     |     |        |     |     |     |
| 1R5                        | 1.5 pF |           |    |     |        |     |     |        |     |     |     |
| 1R8                        | 1.8 pF |           |    |     |        |     |     |        |     |     |     |
| 2R2                        | 2.2 pF |           |    |     |        |     |     |        |     |     |     |
| 2R7                        | 2.7 pF |           |    |     |        |     |     |        |     |     |     |
| 3R3                        | 3.3 pF |           |    |     |        |     |     |        |     |     |     |
| 3R9                        | 3.9 pF |           |    |     |        |     |     |        |     |     |     |
| 4R7                        | 4.7 pF |           |    |     |        |     |     |        |     |     |     |
| 5R6                        | 5.6 pF |           |    |     |        |     |     |        |     |     |     |
| 6R8                        | 6.8 pF |           |    |     |        |     |     |        |     |     |     |
| 8R2                        | 8.2 pF |           |    |     |        |     |     |        |     |     |     |
| 100                        | 10 pF  |           |    |     |        |     |     |        |     |     |     |
| 120                        | 12 pF  |           |    |     |        |     |     |        |     |     |     |
| 150                        | 15 pF  |           |    |     |        |     |     |        |     |     |     |
| 180                        | 18 pF  |           |    |     |        |     |     |        |     |     |     |
| 220                        | 22 pF  | ••        | •• | ••  |        |     |     |        |     |     |     |
| 270                        | 27 pF  | ••        | •• | ••  |        |     |     |        |     |     |     |
| 330                        | 33 pF  | ••        | •• | ••  |        |     |     |        |     |     |     |
| 390                        | 39 pF  | ••        | •• | ••  |        |     |     |        |     |     |     |
| 470                        | 47 pF  | ••        | •• | ••  |        |     |     |        |     |     |     |
| 560                        | 56 pF  | ••        | •• | ••  | ••     | ••  | ••  |        |     |     |     |
| 680                        | 68 pF  | ••        | •• | ••  | ••     | ••  | ••  |        |     |     |     |
| 820                        | 82 pF  | ••        | •• | ••  | ••     | ••  | ••  |        |     |     |     |
| 101                        | 100 pF | ••        | •• | ••  | ••     | ••  | ••  | ••     | ••  | ••  | ••  |
| 121                        | 120 pF | ••        | •• | ••  | ••     | ••  | ••  | ••     | ••  | ••  | ••  |
| 151                        | 150 pF | ••        | •• |     | ••     | ••  | ••  | ••     | ••  | ••  | ••  |
| 181                        | 180 pF | ••        | •• |     | ••     | ••  | •   | ••     | ••  | ••  | ••  |
| 221                        | 220 pF | ••        | •• |     | ••     | ••  | •   | ••     | ••  | ••  | •   |
| 271                        | 270 pF |           |    |     | ••     | ••  | •   | ••     | ••  | ••  | •   |
| 331                        | 330 pF |           |    |     | ••     | ••  |     | ••     | ••  | ••  | •   |
| 391                        | 390 pF |           |    |     | ••     | ••  |     | ••     | ••  | ••  | •   |
| 471                        | 470 pF |           |    |     | ••     | ••  |     | ••     | ••  | •   | •   |
| 561                        | 560 pF |           |    |     | ••     |     |     | ••     | ••  | •   |     |
| 681                        | 680 pF |           |    |     | ••     |     |     | ••     | ••  | •   |     |
| 821                        | 820 pF |           |    |     | ••     |     |     | ••     | ••  | •   |     |
| 102                        | 1.0 nF |           |    |     | ••     |     |     | ••     | ••  | •   |     |
| 122                        | 1.2 nF |           |    |     |        |     |     | ••     | •   |     |     |
| 152                        | 1.5 nF |           |    |     |        |     |     | ••     | •   |     |     |
| 182                        | 1.8 nF |           |    |     |        |     |     | •      | •   |     |     |
| 222                        | 2.2 nF |           |    |     |        |     |     | •      |     |     |     |
| 272                        | 2.7 nF |           |    |     |        |     |     | •      |     |     |     |
| 332                        | 3.3 nF |           |    |     |        |     |     | •      |     |     |     |
| 392                        | 3.9 nF |           |    |     |        |     |     | •      |     |     |     |
| 472                        | 4.7 nF |           |    |     |        |     |     |        |     |     |     |
| 562                        | 5.6 nF |           |    |     |        |     |     |        |     |     |     |
| 682                        | 6.8 nF |           |    |     |        |     |     |        |     |     |     |
| 822                        | 8.2 nF |           |    |     |        |     |     |        |     |     |     |
| 103                        | 10 nF  |           |    |     |        |     |     |        |     |     |     |
| 123                        | 12 nF  |           |    |     |        |     |     |        |     |     |     |
| 153                        | 15 nF  |           |    |     |        |     |     |        |     |     |     |
| 183                        | 18 nF  |           |    |     |        |     |     |        |     |     |     |
| 223                        | 22 nF  |           |    |     |        |     |     |        |     |     |     |
| 273                        | 27 nF  |           |    |     |        |     |     |        |     |     |     |
| 333                        | 33 nF  |           |    |     |        |     |     |        |     |     |     |
| 393                        | 39 nF  |           |    |     |        |     |     |        |     |     |     |
| 473                        | 47 nF  |           |    |     |        |     |     |        |     |     |     |
| 563                        | 56 nF  |           |    |     |        |     |     |        |     |     |     |

**Notes**

•• Paper tape, • Plastic tape

- For soldering conditions see Vishay Soldering Recommendations [www.vishay.com/doc?45034](http://www.vishay.com/doc?45034)

(1) Alternative product see GA...31M, GA...34G Automotive HIFREQ Series [www.vishay.com/doc?45248](http://www.vishay.com/doc?45248)



| SELECTION CHART            |        |           |     |     |     |     |     |        |     |     |     |     |    |        |     |     |     |      |      |   |
|----------------------------|--------|-----------|-----|-----|-----|-----|-----|--------|-----|-----|-----|-----|----|--------|-----|-----|-----|------|------|---|
| DIELECTRIC                 |        | COG (NP0) |     |     |     |     |     |        |     |     |     |     |    |        |     |     |     |      |      |   |
| STYLE                      |        | GA1206    |     |     |     |     |     | GA1210 |     |     |     |     |    | GA1812 |     |     |     |      |      |   |
| CASE CODE                  |        | 1206      |     |     |     |     |     | 1210   |     |     |     |     |    | 1812   |     |     |     |      |      |   |
| VOLTAGE (V <sub>DC</sub> ) |        | 50        | 100 | 200 | 250 | 500 | 630 | 50     | 100 | 200 | 500 | 630 | 50 | 100    | 200 | 500 | 630 | 1000 | 3000 |   |
| VOLTAGE CODE               |        | A         | B   | C   | P   | E   | L   | A      | B   | C   | E   | L   | A  | B      | C   | E   | L   | G    | H    |   |
| CAP. CODE                  | CAP.   |           |     |     |     |     |     |        |     |     |     |     |    |        |     |     |     |      |      |   |
| 1R0                        | 1.0 pF |           |     |     |     |     |     |        |     |     |     |     |    |        |     |     |     |      |      |   |
| 1R2                        | 1.2 pF |           |     |     |     |     |     |        |     |     |     |     |    |        |     |     |     |      |      |   |
| 1R5                        | 1.5 pF |           |     |     |     |     |     |        |     |     |     |     |    |        |     |     |     |      |      |   |
| 1R8                        | 1.8 pF |           |     |     |     |     |     |        |     |     |     |     |    |        |     |     |     |      |      |   |
| 2R2                        | 2.2 pF |           |     |     |     |     |     |        |     |     |     |     |    |        |     |     |     |      |      |   |
| 2R7                        | 2.7 pF |           |     |     |     |     |     |        |     |     |     |     |    |        |     |     |     |      |      |   |
| 3R3                        | 3.3 pF |           |     |     |     |     |     |        |     |     |     |     |    |        |     |     |     |      |      |   |
| 3R9                        | 3.9 pF |           |     |     |     |     |     |        |     |     |     |     |    |        |     |     |     |      |      |   |
| 4R7                        | 4.7 pF |           |     |     |     |     |     |        |     |     |     |     |    |        |     |     |     |      |      |   |
| 5R6                        | 5.6 pF |           |     |     |     |     |     |        |     |     |     |     |    |        |     |     |     |      |      |   |
| 6R8                        | 6.8 pF |           |     |     |     |     |     |        |     |     |     |     |    |        |     |     |     |      |      |   |
| 8R2                        | 8.2 pF |           |     |     |     |     |     |        |     |     |     |     |    |        |     |     |     |      |      |   |
| 100                        | 10 pF  |           |     |     |     |     |     |        |     |     |     |     |    |        |     |     |     |      |      |   |
| 120                        | 12 pF  |           |     |     |     |     |     |        |     |     |     |     |    |        |     |     |     |      |      |   |
| 150                        | 15 pF  |           |     |     |     |     |     |        |     |     |     |     |    |        |     |     |     |      |      |   |
| 180                        | 18 pF  |           |     |     |     |     |     |        |     |     |     |     |    |        |     |     |     |      |      |   |
| 220                        | 22 pF  |           |     |     |     |     |     |        |     |     |     |     |    |        |     |     |     |      |      |   |
| 270                        | 27 pF  |           |     |     |     |     |     |        |     |     |     |     |    |        |     |     |     |      |      |   |
| 330                        | 33 pF  |           |     |     |     |     |     |        |     |     |     |     |    |        |     |     |     |      |      |   |
| 390                        | 39 pF  |           |     |     |     |     |     |        |     |     |     |     |    |        |     |     |     |      |      |   |
| 470                        | 47 pF  |           |     |     |     |     |     |        |     |     |     |     |    |        |     |     |     |      |      |   |
| 560                        | 56 pF  |           |     |     |     |     |     |        |     |     |     |     |    |        |     |     |     |      |      |   |
| 680                        | 68 pF  |           |     |     |     |     |     |        |     |     |     |     |    |        |     |     |     |      |      |   |
| 820                        | 82 pF  |           |     |     |     |     |     |        |     |     |     |     |    |        |     |     |     |      |      |   |
| 101                        | 100 pF | •         | •   | •   | •   | •   | •   | •      | •   | •   | •   | •   | •  | •      | •   | •   | •   | •    | •    | • |
| 121                        | 120 pF | •         | •   | •   | •   | •   | •   | •      | •   | •   | •   | •   | •  | •      | •   | •   | •   | •    | •    | • |
| 151                        | 150 pF | •         | •   | •   | •   | •   | •   | •      | •   | •   | •   | •   | •  | •      | •   | •   | •   | •    | •    | • |
| 181                        | 180 pF | •         | •   | •   | •   | •   | •   | •      | •   | •   | •   | •   | •  | •      | •   | •   | •   | •    | •    | • |
| 221                        | 220 pF | •         | •   | •   | •   | •   | •   | •      | •   | •   | •   | •   | •  | •      | •   | •   | •   | •    | •    | • |
| 271                        | 270 pF | •         | •   | •   | •   | •   | •   | •      | •   | •   | •   | •   | •  | •      | •   | •   | •   | •    | •    | • |
| 331                        | 330 pF | •         | •   | •   | •   | •   | •   | •      | •   | •   | •   | •   | •  | •      | •   | •   | •   | •    | •    | • |
| 391                        | 390 pF | •         | •   | •   | •   | •   | •   | •      | •   | •   | •   | •   | •  | •      | •   | •   | •   | •    | •    | • |
| 471                        | 470 pF | •         | •   | •   | •   | •   | •   | •      | •   | •   | •   | •   | •  | •      | •   | •   | •   | •    | •    | • |
| 561                        | 560 pF | •         | •   | •   | •   | •   | •   | •      | •   | •   | •   | •   | •  | •      | •   | •   | •   | •    | •    | • |
| 681                        | 680 pF | •         | •   | •   | •   | •   | •   | •      | •   | •   | •   | •   | •  | •      | •   | •   | •   | •    | •    | • |
| 821                        | 820 pF | •         | •   | •   | •   | •   | •   | •      | •   | •   | •   | •   | •  | •      | •   | •   | •   | •    | •    | • |
| 102                        | 1.0 nF | •         | •   | •   | •   | •   | •   | •      | •   | •   | •   | •   | •  | •      | •   | •   | •   | •    | •    | • |
| 122                        | 1.2 nF | •         | •   | •   |     |     |     | •      | •   | •   | •   | •   | •  | •      | •   | •   | •   | •    | •    | • |
| 152                        | 1.5 nF | •         | •   | •   |     |     |     | •      | •   | •   | •   | •   | •  | •      | •   | •   | •   | •    | •    | • |
| 182                        | 1.8 nF | •         | •   | •   |     |     |     | •      | •   | •   | •   | •   | •  | •      | •   | •   | •   | •    | •    | • |
| 222                        | 2.2 nF | •         | •   | •   |     |     |     | •      | •   | •   | •   | •   | •  | •      | •   | •   | •   | •    | •    | • |
| 272                        | 2.7 nF | •         | •   | •   |     |     |     | •      | •   | •   | •   | •   | •  | •      | •   | •   | •   | •    | •    | • |
| 332                        | 3.3 nF | •         | •   | •   |     |     |     | •      | •   | •   | •   | •   | •  | •      | •   | •   | •   | •    | •    | • |
| 392                        | 3.9 nF | •         | •   |     |     |     |     | •      | •   | •   | •   | •   | •  | •      | •   | •   | •   | •    | •    | • |
| 472                        | 4.7 nF | •         | •   |     |     |     |     | •      | •   | •   | •   | •   | •  | •      | •   | •   | •   | •    | •    | • |
| 562                        | 5.6 nF | •         | •   |     |     |     |     | •      | •   | •   | •   | •   | •  | •      | •   | •   | •   | •    | •    | • |
| 682                        | 6.8 nF | •         | •   |     |     |     |     | •      | •   | •   | •   | •   | •  | •      | •   | •   | •   | •    | •    | • |
| 822                        | 8.2 nF | •         | •   |     |     |     |     | •      | •   | •   | •   | •   | •  | •      | •   | •   | •   | •    | •    | • |
| 103                        | 10 nF  |           |     |     |     |     |     | •      | •   |     |     |     |    | •      | •   | •   |     |      |      |   |
| 123                        | 12 nF  |           |     |     |     |     |     | •      | •   |     |     |     |    | •      | •   | •   |     |      |      |   |
| 153                        | 15 nF  |           |     |     |     |     |     |        |     |     |     |     |    | •      | •   |     |     |      |      |   |
| 183                        | 18 nF  |           |     |     |     |     |     |        |     |     |     |     |    | •      | •   |     |     |      |      |   |
| 223                        | 22 nF  |           |     |     |     |     |     |        |     |     |     |     |    | •      | •   |     |     |      |      |   |
| 273                        | 27 nF  |           |     |     |     |     |     |        |     |     |     |     |    |        |     |     |     |      |      |   |
| 333                        | 33 nF  |           |     |     |     |     |     |        |     |     |     |     |    |        |     |     |     |      |      |   |
| 393                        | 39 nF  |           |     |     |     |     |     |        |     |     |     |     |    |        |     |     |     |      |      |   |
| 473                        | 47 nF  |           |     |     |     |     |     |        |     |     |     |     |    |        |     |     |     |      |      |   |
| 563                        | 56 nF  |           |     |     |     |     |     |        |     |     |     |     |    |        |     |     |     |      |      |   |

**Notes**

- Paper tape, • Plastic tape
- For soldering conditions see Vishay Soldering Recommendations [www.vishay.com/doc?45034](http://www.vishay.com/doc?45034)
- (1) Alternative product see GA...31M, GA...34G Automotive HIFREQ Series [www.vishay.com/doc?45248](http://www.vishay.com/doc?45248)



| SELECTION CHART            |        |        |    |    |     |        |    |    |     |     |        |    |    |     |     |
|----------------------------|--------|--------|----|----|-----|--------|----|----|-----|-----|--------|----|----|-----|-----|
| DIELECTRIC                 |        | X7R    |    |    |     |        |    |    |     |     |        |    |    |     |     |
| STYLE                      |        | GA0402 |    |    |     | GA0603 |    |    |     |     | GA0805 |    |    |     |     |
| CASE CODE                  |        | 0402   |    |    |     | 0603   |    |    |     |     | 0805   |    |    |     |     |
| VOLTAGE (V <sub>DC</sub> ) |        | 16     | 25 | 50 | 100 | 16     | 25 | 50 | 100 | 200 | 16     | 25 | 50 | 100 | 200 |
| VOLTAGE CODE               |        | J      | X  | A  | B   | J      | X  | A  | B   | C   | J      | X  | A  | B   | C   |
| CAP. CODE                  | CAP.   |        |    |    |     |        |    |    |     |     |        |    |    |     |     |
| 121                        | 120 pF | ••     | •• | •• | ••  |        |    |    |     |     |        |    |    |     |     |
| 151                        | 150 pF | ••     | •• | •• | ••  |        |    |    |     |     |        |    |    |     |     |
| 181                        | 180 pF | ••     | •• | •• | ••  |        |    |    |     |     |        |    |    |     |     |
| 221                        | 220 pF | ••     | •• | •• | ••  |        |    |    |     |     |        |    |    |     |     |
| 271                        | 270 pF | ••     | •• | •• | ••  |        |    |    |     |     |        |    |    |     |     |
| 331                        | 330 pF | ••     | •• | •• | ••  |        |    | •• | ••  | ••  | ••     | •• | •• | ••  | ••  |
| 391                        | 390 pF | ••     | •• | •• | ••  | ••     | •• | •• | ••  | ••  | ••     | •• | •• | ••  | ••  |
| 471                        | 470 pF | ••     | •• | •• | ••  | ••     | •• | •• | ••  | ••  | ••     | •• | •• | ••  | ••  |
| 561                        | 560 pF | ••     | •• | •• | ••  | ••     | •• | •• | ••  | ••  | ••     | •• | •• | ••  | ••  |
| 681                        | 680 pF | ••     | •• | •• | ••  | ••     | •• | •• | ••  | ••  | ••     | •• | •• | ••  | ••  |
| 821                        | 820 pF | ••     | •• | •• | ••  | ••     | •• | •• | ••  | ••  | ••     | •• | •• | ••  | ••  |
| 102                        | 1.0 nF | ••     | •• | •• | ••  | ••     | •• | •• | ••  | ••  | ••     | •• | •• | ••  | ••  |
| 122                        | 1.2 nF | ••     | •• | •• | ••  | ••     | •• | •• | ••  | ••  | ••     | •• | •• | ••  | ••  |
| 152                        | 1.5 nF | ••     | •• | •• | ••  | ••     | •• | •• | ••  | ••  | ••     | •• | •• | ••  | ••  |
| 182                        | 1.8 nF | ••     | •• | •• | ••  | ••     | •• | •• | ••  | ••  | ••     | •• | •• | ••  | ••  |
| 222                        | 2.2 nF | ••     | •• | •• | ••  | ••     | •• | •• | ••  | ••  | ••     | •• | •• | ••  | ••  |
| 272                        | 2.7 nF | ••     | •• | •• | ••  | ••     | •• | •• | ••  | ••  | ••     | •• | •• | ••  | ••  |
| 332                        | 3.3 nF | ••     | •• | •• | ••  | ••     | •• | •• | ••  | ••  | ••     | •• | •• | ••  | ••  |
| 392                        | 3.9 nF | ••     | •• | •• | ••  | ••     | •• | •• | ••  | ••  | ••     | •• | •• | ••  | ••  |
| 472                        | 4.7 nF | ••     | •• | •• | ••  | ••     | •• | •• | ••  | ••  | ••     | •• | •• | ••  | ••  |
| 562                        | 5.6 nF | ••     | •• | •• | ••  | ••     | •• | •• | ••  | ••  | ••     | •• | •• | ••  | ••  |
| 682                        | 6.8 nF | ••     | •• | •• | ••  | ••     | •• | •• | ••  | ••  | ••     | •• | •• | ••  | ••  |
| 822                        | 8.2 nF | ••     | •• | •• | ••  | ••     | •• | •• | ••  | ••  | ••     | •• | •• | ••  | ••  |
| 103                        | 10 nF  | ••     | •• | •• | ••  | ••     | •• | •• | ••  | ••  | ••     | •• | •• | ••  | ••  |
| 123                        | 12 nF  | ••     | •• |    |     | ••     | •• | •• | ••  | ••  | ••     | •• | •• | ••  | •   |
| 153                        | 15 nF  | ••     | •• |    |     | ••     | •• | •• | ••  | ••  | ••     | •• | •• | ••  | •   |
| 183                        | 18 nF  | ••     | •• |    |     | ••     | •• | •• | ••  | ••  | ••     | •• | •• | ••  | •   |
| 223                        | 22 nF  | ••     |    |    |     | ••     | •• | •• | ••  | ••  | ••     | •• | •• | ••  | •   |
| 273                        | 27 nF  | ••     |    |    |     | ••     | •• | •• | ••  | ••  | ••     | •• | •• | ••  | •   |
| 333                        | 33 nF  | ••     |    |    |     | ••     | •• | •• | ••  | ••  | ••     | •• | •• | ••  | •   |
| 393                        | 39 nF  |        |    |    |     | ••     | •• | •• | ••  | ••  | ••     | •• | •• | ••  | •   |
| 473                        | 47 nF  |        |    |    |     | ••     | •• | •• | ••  | ••  | ••     | •• | •• | ••  | •   |
| 563                        | 56 nF  |        |    |    |     | ••     | •• | •• | ••  | ••  | ••     | •• | •• | ••  | •   |
| 683                        | 68 nF  |        |    |    |     | ••     | •• | •• | ••  | ••  | •      | •  | •  | •   | •   |
| 823                        | 82 nF  |        |    |    |     | ••     | •• | •• | ••  | ••  | •      | •  | •  | •   | •   |
| 104                        | 100 nF |        |    |    |     | ••     | •• | •• | ••  | ••  | •      | •  | •  | •   | •   |
| 124                        | 120 nF |        |    |    |     | ••     |    |    |     |     | •      | •  | •  |     |     |
| 154                        | 150 nF |        |    |    |     | ••     |    |    |     |     | •      | •  | •  |     |     |
| 184                        | 180 nF |        |    |    |     |        |    |    |     |     | •      | •  |    |     |     |
| 224                        | 220 nF |        |    |    |     |        |    |    |     |     | •      | •  |    |     |     |
| 274                        | 270 nF |        |    |    |     |        |    |    |     |     | •      | •  |    |     |     |
| 334                        | 330 nF |        |    |    |     |        |    |    |     |     | •      | •  |    |     |     |
| 394                        | 390 nF |        |    |    |     |        |    |    |     |     | •      |    |    |     |     |
| 474                        | 470 nF |        |    |    |     |        |    |    |     |     | •      |    |    |     |     |
| 564                        | 560 nF |        |    |    |     |        |    |    |     |     |        |    |    |     |     |
| 684                        | 680 nF |        |    |    |     |        |    |    |     |     |        |    |    |     |     |
| 824                        | 820 nF |        |    |    |     |        |    |    |     |     |        |    |    |     |     |
| 105                        | 1.0 µF |        |    |    |     |        |    |    |     |     |        |    |    |     |     |
| 125                        | 1.2 µF |        |    |    |     |        |    |    |     |     |        |    |    |     |     |
| 155                        | 1.5 µF |        |    |    |     |        |    |    |     |     |        |    |    |     |     |
| 185                        | 1.8 µF |        |    |    |     |        |    |    |     |     |        |    |    |     |     |
| 225                        | 2.2 µF |        |    |    |     |        |    |    |     |     |        |    |    |     |     |
| 275                        | 2.7 µF |        |    |    |     |        |    |    |     |     |        |    |    |     |     |
| 335                        | 3.3 µF |        |    |    |     |        |    |    |     |     |        |    |    |     |     |
| 395                        | 3.9 µF |        |    |    |     |        |    |    |     |     |        |    |    |     |     |
| 475                        | 4.7 µF |        |    |    |     |        |    |    |     |     |        |    |    |     |     |
| 565                        | 5.6 µF |        |    |    |     |        |    |    |     |     |        |    |    |     |     |
| 685                        | 6.8 µF |        |    |    |     |        |    |    |     |     |        |    |    |     |     |

**Notes**

- Paper tape, • Plastic tape
- For soldering conditions see Vishay Soldering Recommendations [www.vishay.com/doc?45034](http://www.vishay.com/doc?45034)



| SELECTION CHART            |        |        |    |    |     |     |     |        |    |    |    |     |     |        |     |    |     |     |     |     |
|----------------------------|--------|--------|----|----|-----|-----|-----|--------|----|----|----|-----|-----|--------|-----|----|-----|-----|-----|-----|
| DIELECTRIC                 |        | X7R    |    |    |     |     |     |        |    |    |    |     |     |        |     |    |     |     |     |     |
| STYLE                      |        | GA1206 |    |    |     |     |     | GA1210 |    |    |    |     |     | GA1812 |     |    |     |     |     |     |
| CASE CODE                  |        | 1206   |    |    |     |     |     | 1210   |    |    |    |     |     | 1812   |     |    |     |     |     |     |
| VOLTAGE (V <sub>DC</sub> ) |        | 16     | 25 | 50 | 100 | 200 | 500 | 630    | 16 | 25 | 50 | 100 | 200 | 500    | 630 | 50 | 100 | 200 | 500 | 630 |
| VOLTAGE CODE               |        | J      | X  | A  | B   | C   | E   | L      | J  | X  | A  | B   | C   | E      | L   | A  | B   | C   | E   | L   |
| CAP. CODE                  | CAP.   |        |    |    |     |     |     |        |    |    |    |     |     |        |     |    |     |     |     |     |
| 121                        | 120 pF |        |    |    |     |     |     |        |    |    |    |     |     |        |     |    |     |     |     |     |
| 151                        | 150 pF |        |    |    |     |     |     |        |    |    |    |     |     |        |     |    |     |     |     |     |
| 181                        | 180 pF |        |    |    |     |     |     |        |    |    |    |     |     |        |     |    |     |     |     |     |
| 221                        | 220 pF |        |    |    |     |     | •   | •      |    |    |    |     |     |        |     |    |     |     |     |     |
| 271                        | 270 pF |        |    |    |     |     | •   | •      |    |    |    |     |     |        |     |    |     |     |     |     |
| 331                        | 330 pF |        |    |    |     |     | •   | •      |    |    |    |     |     |        |     |    |     |     |     |     |
| 391                        | 390 pF |        |    |    |     |     | •   | •      |    |    |    |     |     | •      | •   |    |     |     |     |     |
| 471                        | 470 pF |        |    |    |     |     | •   | •      |    |    |    |     |     | •      | •   |    |     |     |     |     |
| 561                        | 560 pF |        |    |    |     |     | •   | •      |    |    |    |     |     | •      | •   |    |     |     |     |     |
| 681                        | 680 pF |        |    |    |     |     | •   | •      |    |    |    |     |     | •      | •   |    |     |     |     |     |
| 821                        | 820 pF |        |    | •  | •   | •   | •   | •      |    |    |    |     |     | •      | •   |    |     |     |     |     |
| 102                        | 1.0 nF | •      | •  | •  | •   | •   | •   | •      |    |    |    |     |     | •      | •   |    |     |     |     |     |
| 122                        | 1.2 nF | •      | •  | •  | •   | •   | •   | •      |    |    |    |     |     | •      | •   |    |     |     |     |     |
| 152                        | 1.5 nF | •      | •  | •  | •   | •   | •   | •      |    |    |    |     |     | •      | •   |    |     |     |     |     |
| 182                        | 1.8 nF | •      | •  | •  | •   | •   | •   | •      |    |    |    |     |     | •      | •   |    |     |     |     |     |
| 222                        | 2.2 nF | •      | •  | •  | •   | •   | •   | •      |    |    |    |     | •   | •      | •   |    |     |     |     |     |
| 272                        | 2.7 nF | •      | •  | •  | •   | •   | •   | •      |    |    |    |     | •   | •      | •   |    |     |     |     |     |
| 332                        | 3.3 nF | •      | •  | •  | •   | •   | •   | •      |    |    |    |     | •   | •      | •   |    |     |     |     |     |
| 392                        | 3.9 nF | •      | •  | •  | •   | •   | •   | •      |    |    |    |     | •   | •      | •   |    |     |     |     |     |
| 472                        | 4.7 nF | •      | •  | •  | •   | •   | •   | •      |    |    |    |     | •   | •      | •   |    |     |     |     |     |
| 562                        | 5.6 nF | •      | •  | •  | •   | •   | •   | •      |    |    |    |     | •   | •      | •   |    |     |     |     |     |
| 682                        | 6.8 nF | •      | •  | •  | •   | •   | •   | •      |    |    |    |     | •   | •      | •   |    |     |     |     |     |
| 822                        | 8.2 nF | •      | •  | •  | •   | •   | •   | •      |    |    |    |     | •   | •      | •   |    |     |     |     |     |
| 103                        | 10 nF  | •      | •  | •  | •   | •   | •   | •      | •  | •  | •  | •   | •   | •      | •   |    |     | •   | •   | •   |
| 123                        | 12 nF  | •      | •  | •  | •   | •   | •   | •      | •  | •  | •  | •   | •   | •      | •   |    |     | •   | •   | •   |
| 153                        | 15 nF  | •      | •  | •  | •   | •   | •   | •      | •  | •  | •  | •   | •   | •      | •   |    |     | •   | •   | •   |
| 183                        | 18 nF  | •      | •  | •  | •   | •   | •   | •      | •  | •  | •  | •   | •   | •      | •   |    |     | •   | •   | •   |
| 223                        | 22 nF  | •      | •  | •  | •   | •   | •   | •      | •  | •  | •  | •   | •   | •      | •   | •  | •   | •   | •   | •   |
| 273                        | 27 nF  | •      | •  | •  | •   | •   | •   | •      | •  | •  | •  | •   | •   | •      | •   | •  | •   | •   | •   | •   |
| 333                        | 33 nF  | •      | •  | •  | •   | •   | •   | •      | •  | •  | •  | •   | •   | •      | •   | •  | •   | •   | •   | •   |
| 393                        | 39 nF  | •      | •  | •  | •   | •   | •   | •      | •  | •  | •  | •   | •   | •      | •   | •  | •   | •   | •   | •   |
| 473                        | 47 nF  | •      | •  | •  | •   | •   | •   | •      | •  | •  | •  | •   | •   | •      | •   | •  | •   | •   | •   | •   |
| 563                        | 56 nF  | •      | •  | •  | •   | •   | •   | •      | •  | •  | •  | •   | •   | •      | •   | •  | •   | •   | •   | •   |
| 683                        | 68 nF  | •      | •  | •  | •   | •   | •   | •      | •  | •  | •  | •   | •   | •      | •   | •  | •   | •   | •   | •   |
| 823                        | 82 nF  | •      | •  | •  | •   | •   | •   | •      | •  | •  | •  | •   | •   | •      | •   | •  | •   | •   | •   | •   |
| 104                        | 100 nF | •      | •  | •  | •   | •   | •   | •      | •  | •  | •  | •   | •   | •      | •   | •  | •   | •   | •   | •   |
| 124                        | 120 nF | •      | •  | •  | •   | •   | •   | •      | •  | •  | •  | •   | •   | •      | •   | •  | •   | •   | •   | •   |
| 154                        | 150 nF | •      | •  | •  | •   | •   | •   | •      | •  | •  | •  | •   | •   | •      | •   | •  | •   | •   | •   | •   |
| 184                        | 180 nF | •      | •  | •  | •   | •   | •   | •      | •  | •  | •  | •   | •   | •      | •   | •  | •   | •   | •   | •   |
| 224                        | 220 nF | •      | •  | •  | •   | •   | •   | •      | •  | •  | •  | •   | •   | •      | •   | •  | •   | •   | •   | •   |
| 274                        | 270 nF | •      | •  | •  | •   | •   | •   | •      | •  | •  | •  | •   | •   | •      | •   | •  | •   | •   | •   | •   |
| 334                        | 330 nF | •      | •  | •  | •   | •   | •   | •      | •  | •  | •  | •   | •   | •      | •   | •  | •   | •   | •   | •   |
| 394                        | 390 nF | •      | •  | •  | •   | •   | •   | •      | •  | •  | •  | •   | •   | •      | •   | •  | •   | •   | •   | •   |
| 474                        | 470 nF | •      | •  | •  | •   | •   | •   | •      | •  | •  | •  | •   | •   | •      | •   | •  | •   | •   | •   | •   |
| 564                        | 560 nF | •      | •  | •  | •   | •   | •   | •      | •  | •  | •  | •   | •   | •      | •   | •  | •   | •   | •   | •   |
| 684                        | 680 nF | •      | •  | •  | •   | •   | •   | •      | •  | •  | •  | •   | •   | •      | •   | •  | •   | •   | •   | •   |
| 824                        | 820 nF | •      | •  | •  | •   | •   | •   | •      | •  | •  | •  | •   | •   | •      | •   | •  | •   | •   | •   | •   |
| 105                        | 1.0 μF | •      | •  | •  | •   | •   | •   | •      | •  | •  | •  | •   | •   | •      | •   | •  | •   | •   | •   | •   |
| 125                        | 1.2 μF |        |    |    |     |     |     |        | •  | •  | •  |     |     |        |     |    |     | •   |     |     |
| 155                        | 1.5 μF |        |    |    |     |     |     |        |    |    |    |     |     |        |     |    |     |     |     |     |
| 185                        | 1.8 μF |        |    |    |     |     |     |        |    |    |    |     |     |        |     |    |     |     |     |     |
| 225                        | 2.2 μF |        |    |    |     |     |     |        |    |    |    |     |     |        |     |    |     |     |     |     |
| 275                        | 2.7 μF |        |    |    |     |     |     |        |    |    |    |     |     |        |     |    |     |     |     |     |
| 335                        | 3.3 μF |        |    |    |     |     |     |        |    |    |    |     |     |        |     |    |     |     |     |     |
| 395                        | 3.9 μF |        |    |    |     |     |     |        |    |    |    |     |     |        |     |    |     |     |     |     |
| 475                        | 4.7 μF |        |    |    |     |     |     |        |    |    |    |     |     |        |     |    |     |     |     |     |
| 565                        | 5.6 μF |        |    |    |     |     |     |        |    |    |    |     |     |        |     |    |     |     |     |     |
| 685                        | 6.8 μF |        |    |    |     |     |     |        |    |    |    |     |     |        |     |    |     |     |     |     |

**Notes**

- Plastic tape
- For soldering conditions see Vishay Soldering Recommendations [www.vishay.com/doc?45034](http://www.vishay.com/doc?45034)



| SELECTION CHART            |        |        |    |     |        |    |     |        |    |     |        |    |        |    |
|----------------------------|--------|--------|----|-----|--------|----|-----|--------|----|-----|--------|----|--------|----|
| DIELECTRIC                 |        | X8R    |    |     |        |    |     |        |    |     |        |    |        |    |
| STYLE                      |        | GA0402 |    |     | GA0603 |    |     | GA0805 |    |     | GA1206 |    | GA1210 |    |
| CASE CODE                  |        | 0402   |    |     | 0603   |    |     | 0805   |    |     | 1206   |    | 1210   |    |
| VOLTAGE (V <sub>DC</sub> ) |        | 25     | 50 | 100 | 25     | 50 | 100 | 25     | 50 | 100 | 25     | 50 | 25     | 50 |
| VOLTAGE CODE               |        | X      | A  | B   | X      | A  | B   | X      | A  | B   | X      | A  | X      | A  |
| CAP. CODE                  | CAP.   |        |    |     |        |    |     |        |    |     |        |    |        |    |
| 101                        | 100 pF |        |    |     |        |    |     |        |    |     |        |    |        |    |
| 121                        | 120 pF |        |    |     |        |    |     |        |    |     |        |    |        |    |
| 151                        | 150 pF |        |    |     |        |    |     |        |    |     |        |    |        |    |
| 181                        | 180 pF |        |    |     |        |    |     |        |    |     |        |    |        |    |
| 221                        | 220 pF |        |    |     |        |    |     |        |    |     |        |    |        |    |
| 271                        | 270 pF |        |    |     |        |    |     |        |    |     |        |    |        |    |
| 331                        | 330 pF | ••     | •• | ••  |        |    |     |        |    |     |        |    |        |    |
| 391                        | 390 pF | ••     | •• | ••  |        |    |     |        |    |     |        |    |        |    |
| 471                        | 470 pF | ••     | •• | ••  |        | •• | ••  | ••     | •• | ••  |        |    |        |    |
| 561                        | 560 pF | ••     | •• | ••  |        | •• | ••  | ••     | •• | ••  |        |    |        |    |
| 681                        | 680 pF | ••     | •• | ••  | ••     | •• | ••  | ••     | •• | ••  |        |    |        |    |
| 821                        | 820 pF | ••     | •• | ••  | ••     | •• | ••  | ••     | •• | ••  |        |    |        |    |
| 102                        | 1.0 nF | ••     | •• | ••  | ••     | •• | ••  | ••     | •• | ••  | •      | •  |        |    |
| 122                        | 1.2 nF | ••     | •• | ••  | ••     | •• | ••  | ••     | •• | ••  | •      | •  |        |    |
| 152                        | 1.5 nF | ••     | •• |     | ••     | •• | ••  | ••     | •• | ••  | •      | •  |        |    |
| 182                        | 1.8 nF | ••     | •• |     | ••     | •• | ••  | ••     | •• | ••  | •      | •  |        |    |
| 222                        | 2.2 nF | ••     | •• |     | ••     | •• | ••  | ••     | •• | ••  | •      | •  |        |    |
| 272                        | 2.7 nF | ••     |    |     | ••     | •• | ••  | ••     | •• | ••  | •      | •  |        |    |
| 332                        | 3.3 nF | ••     |    |     | ••     | •• | ••  | ••     | •• | ••  | •      | •  |        |    |
| 392                        | 3.9 nF | ••     |    |     | ••     | •• | ••  | ••     | •• | ••  | •      | •  |        |    |
| 472                        | 4.7 nF | ••     |    |     | ••     | •• | ••  | ••     | •• | ••  | •      | •  |        |    |
| 562                        | 5.6 nF | ••     |    |     | ••     | •• |     | ••     | •• | ••  | •      | •  |        |    |
| 682                        | 6.8 nF | ••     |    |     | ••     | •• |     | ••     | •• | ••  | •      | •  |        |    |
| 822                        | 8.2 nF |        |    |     | ••     | •• |     | ••     | •• | ••  | •      | •  |        |    |
| 103                        | 10 nF  |        |    |     | ••     | •• |     | ••     | •• | ••  | •      | •  | •      | •  |
| 123                        | 12 nF  |        |    |     | ••     | •• |     | ••     | •• | ••  | •      | •  | •      | •  |
| 153                        | 15 nF  |        |    |     | ••     | •• |     | ••     | •• | ••  | •      | •  | •      | •  |
| 183                        | 18 nF  |        |    |     | ••     | •• |     | ••     | •• | ••  | •      | •  | •      | •  |
| 223                        | 22 nF  |        |    |     | ••     |    |     | ••     | •• | •   | •      | •  | •      | •  |
| 273                        | 27 nF  |        |    |     | ••     |    |     | ••     | •  | •   | •      | •  | •      | •  |
| 333                        | 33 nF  |        |    |     | ••     |    |     | ••     | •  |     | •      | •  | •      | •  |
| 393                        | 39 nF  |        |    |     |        |    |     | ••     | •  |     | •      | •  | •      | •  |
| 473                        | 47 nF  |        |    |     |        |    |     | •      | •  |     | •      | •  | •      | •  |
| 563                        | 56 nF  |        |    |     |        |    |     | •      | •  |     | •      | •  | •      | •  |
| 683                        | 68 nF  |        |    |     |        |    |     | •      |    |     | •      | •  | •      | •  |
| 823                        | 82 nF  |        |    |     |        |    |     | •      |    |     | •      | •  | •      | •  |
| 104                        | 100 nF |        |    |     |        |    |     | •      |    |     | •      | •  | •      | •  |
| 124                        | 120 nF |        |    |     |        |    |     |        |    |     | •      | •  | •      | •  |
| 154                        | 150 nF |        |    |     |        |    |     |        |    |     | •      |    | •      | •  |
| 184                        | 180 nF |        |    |     |        |    |     |        |    |     | •      |    | •      |    |
| 224                        | 220 nF |        |    |     |        |    |     |        |    |     | •      |    | •      |    |
| 274                        | 270 nF |        |    |     |        |    |     |        |    |     |        |    |        |    |
| 334                        | 330 nF |        |    |     |        |    |     |        |    |     |        |    |        |    |
| 394                        | 390 nF |        |    |     |        |    |     |        |    |     |        |    |        |    |
| 474                        | 470 nF |        |    |     |        |    |     |        |    |     |        |    |        |    |
| 564                        | 560 nF |        |    |     |        |    |     |        |    |     |        |    |        |    |
| 684                        | 680 nF |        |    |     |        |    |     |        |    |     |        |    |        |    |
| 824                        | 820 nF |        |    |     |        |    |     |        |    |     |        |    |        |    |
| 105                        | 1.0 μF |        |    |     |        |    |     |        |    |     |        |    |        |    |
| 125                        | 1.2 μF |        |    |     |        |    |     |        |    |     |        |    |        |    |

**Notes**

•• Paper tape, • Plastic tape

- For soldering conditions see Vishay Soldering Recommendations [www.vishay.com/doc?45034](http://www.vishay.com/doc?45034)





| STANDARD PACKAGING QUANTITIES (1)(2) |           |                               |                                 |                                 |                                 |
|--------------------------------------|-----------|-------------------------------|---------------------------------|---------------------------------|---------------------------------|
| CASE CODE                            | TAPE SIZE | 7" REEL QUANTITIES            |                                 | 11 1/4" AND 13" REEL QUANTITIES |                                 |
|                                      |           | PAPER TAPE PACKAGING CODE "C" | PLASTIC TAPE PACKAGING CODE "T" | PAPER TAPE PACKAGING CODE "P"   | PLASTIC TAPE PACKAGING CODE "R" |
| 0402                                 | 8 mm      | 5000                          | n/a                             | 10 000                          | n/a                             |
| 0603 (3)                             | 8 mm      | 4000                          | 4000                            | 10 000                          | 10 000                          |
| 0805 (3)                             | 8 mm      | 3000                          | 3000                            | 10 000                          | 10 000                          |
| 1206 (3)(4)                          | 8 mm      | 3000                          | 2500 / 3000                     | 10 000                          | 10 000                          |
| 1210 (4)                             | 8 mm      | n/a                           | 2500 / 3000                     | n/a                             | 10 000                          |
| 1812                                 | 12 mm     | n/a                           | 1000                            | n/a                             | 4000                            |

**Notes**

- (1) Reference: EIA standard RS 481 - "Taping of Surface Mount Components for Automatic Placement"
- (2) n/a = not available
- (3) Polymer termination, code "B", only available in plastic tape "T" / "R"
- (4) Packaging quantity can depend from product thickness

**1 - GENERAL CERTIFICATES**

|   |     |
|---|-----|
| # Quality management system according to ISO/IATF 16949: 2016 | Yes |
| # Quality management system according to ISO 9001: 2015       | Yes |
| # Environmental certification according to ISO 14001: 2015    | Yes |
| # Health and safety system according to ISO 45001             | Yes |

**2 - TECHNICAL REQUIREMENTS**

Unless specified in component specification, these parameters are the minimum requirements for the components.

**2.1 OPERATING TEMPERATURE RANGE**

|   |                                    |                         |
|---|------------------------------------|-------------------------|
| For standard applications               | T <sub>A</sub> : -55 °C to +125 °C | See characteristics 2.2 |
| For high temperature applications       | T <sub>A</sub> : -55 °C to +150 °C | See characteristics 2.2 |
| For ultra high temperature applications | T <sub>A</sub> : -55 °C to +175 °C | See characteristics 2.2 |

**2.2 CHARACTERISTICS**

| PARAMETER  | CERAMIC TYPE | SYMBOL         | RATINGS         | TEST CONDITIONS / REMARKS   |
|--|--------------|----------------|-----------------|---|
| Rated voltage in temperature range -55 °C to +125 °C           | C0G (NP0)    | U <sub>R</sub> | 25 V to 3000 V  |   |
|  | X7R          |                | 16 V to 1000 V  |   |
| Rated voltage in temperature range -55 °C to +150 °C           | X8R          |                | 25 V to 100 V   |   |
| Derating at higher temperature up to +150 °C                   | C0G (NP0)    |                | 25 V to 100 V   | U <sub>DC</sub> ≤ 1/2 U <sub>R</sub>  |
|  | X7R          |                | 16 V to 100 V   | U <sub>DC</sub> ≤ 1/2 U <sub>R</sub><br>U <sub>DC</sub> ≤ 1/4 U <sub>R</sub> for GA0603Y104*A (100 nF / 50 V) |
| Derating at higher temperature up to +175 °C                   | C0G (NP0)    |                | 25 V to 100 V   | U <sub>DC</sub> ≤ 1/4 U <sub>R</sub>  |
|  | X7R          |                | 16 V to 100 V   | U <sub>DC</sub> ≤ 1/4 U <sub>R</sub>  |
|  | X8R          |                | 25 V to 100 V   | U <sub>DC</sub> ≤ 1/4 U <sub>R</sub>  |
| Temperature coefficient in temperature range -55 °C to +125 °C | C0G (NP0)    | α <sub>C</sub> | ≤ ± 30 ppm/°C   | if C <sub>R</sub> < 10 pF: α <sub>C</sub> ≤ ± 120 ppm/°C  |
|  | X7R          | ΔC             | ≤ ± 15 %        |   |
| Temperature coefficient in temperature range -55 °C to +150 °C | C0G (NP0)    | α <sub>C</sub> | ≤ ± 30 ppm/°C   | if C <sub>R</sub> < 10 pF: α <sub>C</sub> ≤ ± 120 ppm/°C  |
|  | X7R          | ΔC             | + 15 % / - 30 % |   |
|  | X8R          |                | ≤ ± 15 %        |   |
| Temperature coefficient in temperature range -55 °C to +175 °C | X7R          | ΔC             | + 15 % / - 50 % |   |
| Dissipation factor in temperature range -55 °C to +175 °C      | C0G (NP0)    | tan δ          | ≤ 0.0015        |   |
|  | X7R          |                | ≤ 0.06          |   |
|  | X8R          |                | ≤ 0.06          |   |

**2.3 STORAGE AND HANDLING CONDITIONS**

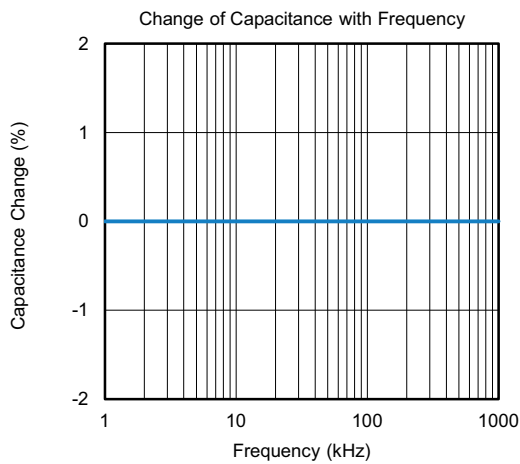
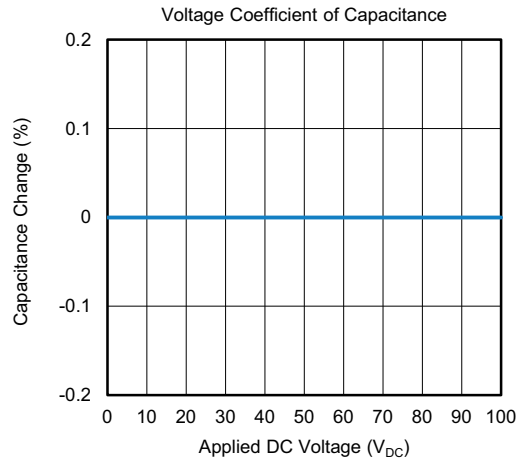
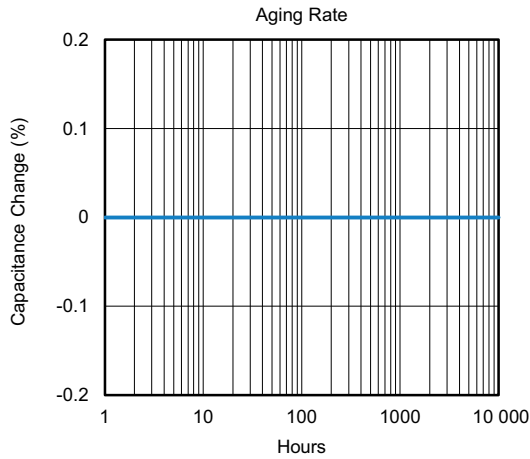
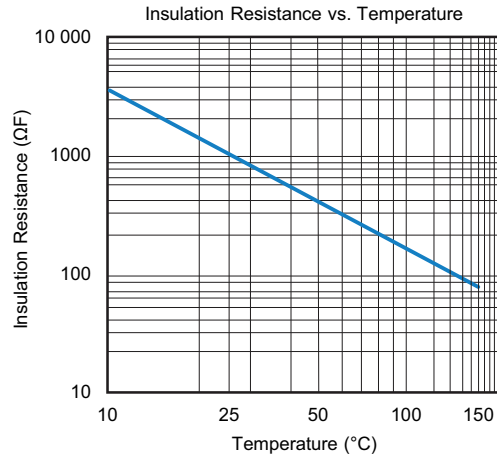
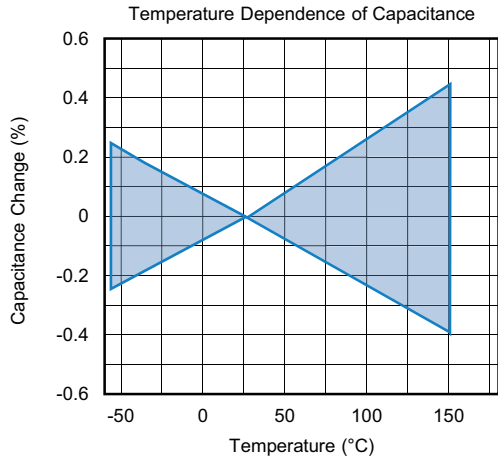
- Store the components at 5 °C to 40 °C ambient temperature and ≤ 70 % relative humidity conditions.
- The product is recommended to be used within a time-frame of 2 years after shipment.  
Check solderability in case extended shelf life beyond the expiry date is needed.

## Precautions:

- Do not store products in an environment containing corrosive elements, especially where chloride gas, sulfide gas, acid, alkali, salt or the like are present. This may cause corrosion or oxidization of the terminations, which can easily lead to poor soldering.
- Store products on the shelf and avoid exposure to moisture or dust.
- Do not expose products to excessive shock, vibration, direct sunlight and so on.

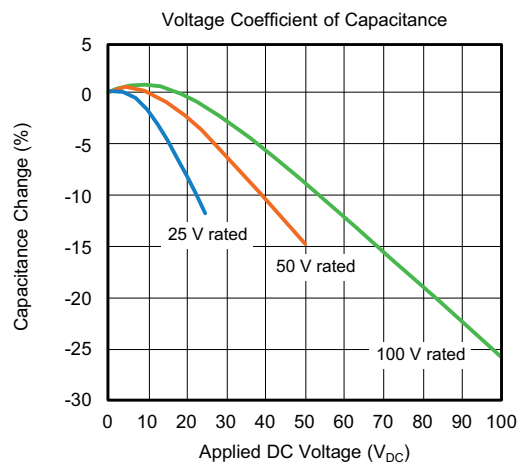
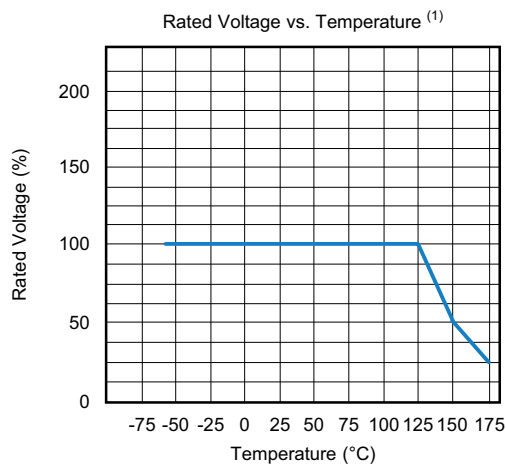
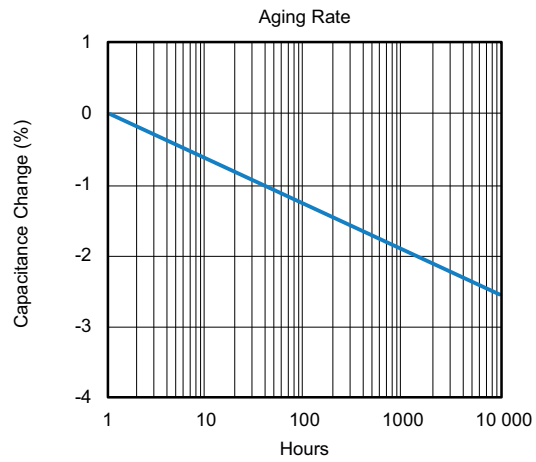
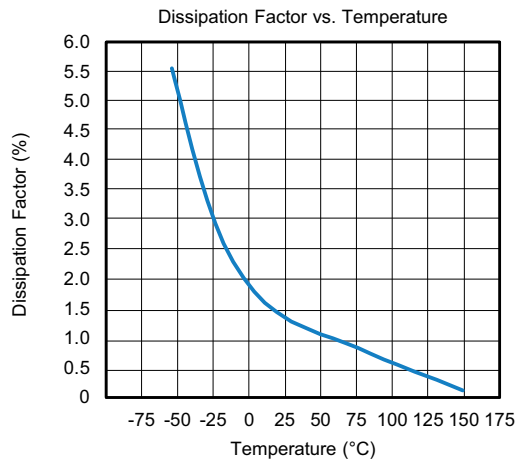
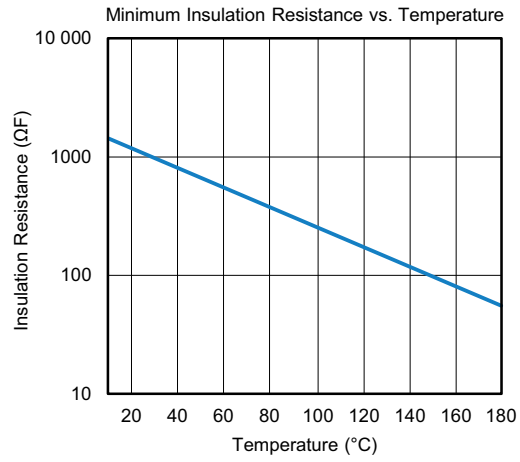
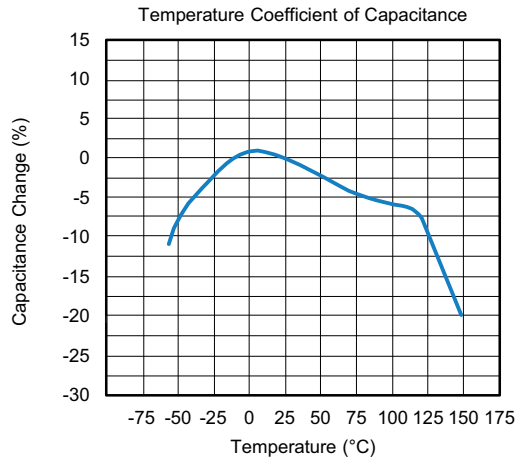


## COG (NP0) DIELECTRIC - TYPICAL PARAMETERS





## X7R DIELECTRIC - TYPICAL PARAMETERS

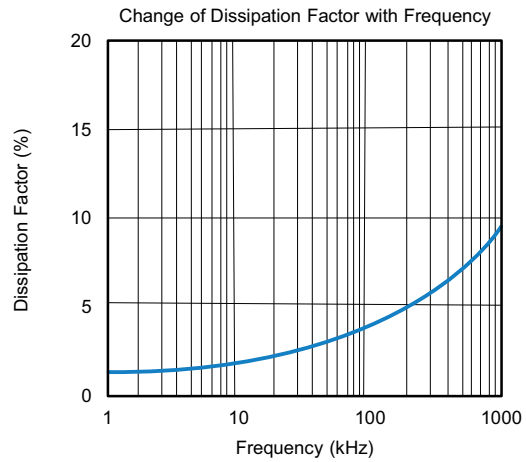
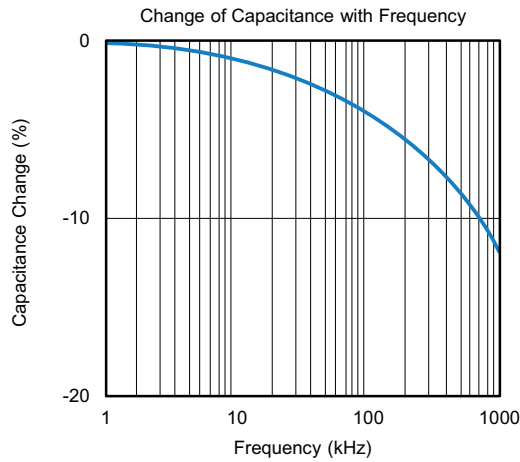
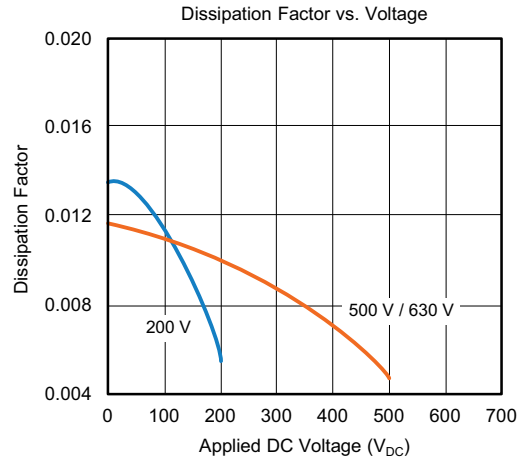
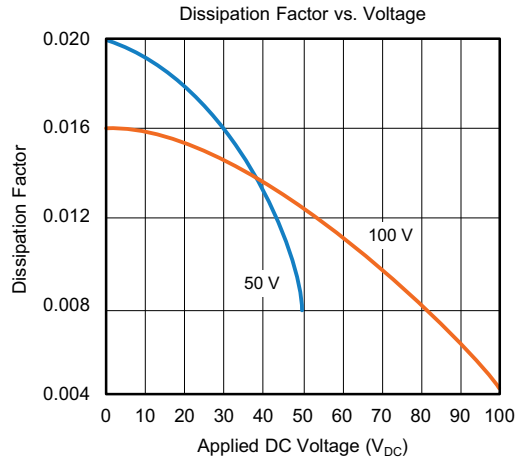


**Note**

<sup>(1)</sup> Except for GA0603Y104\*A (100 nF / 50 V), see section “2.2 Characteristics”

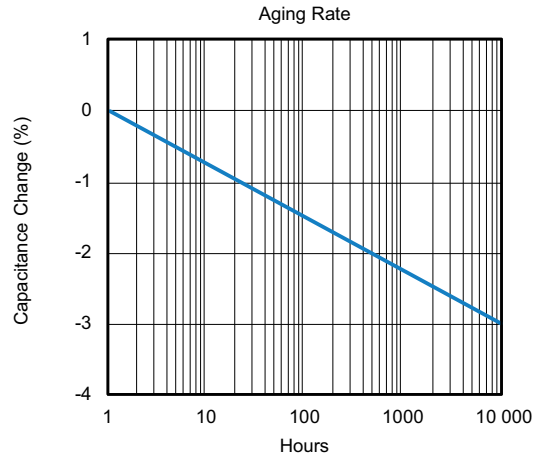
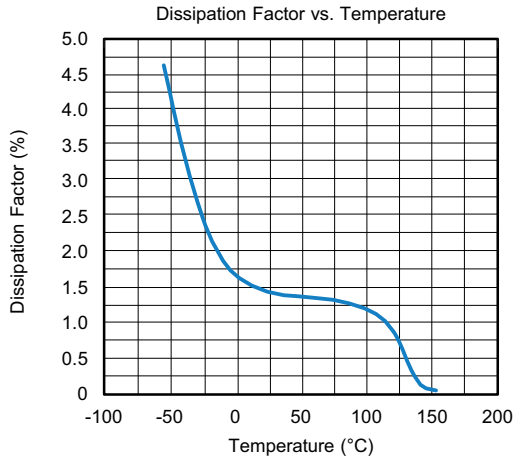
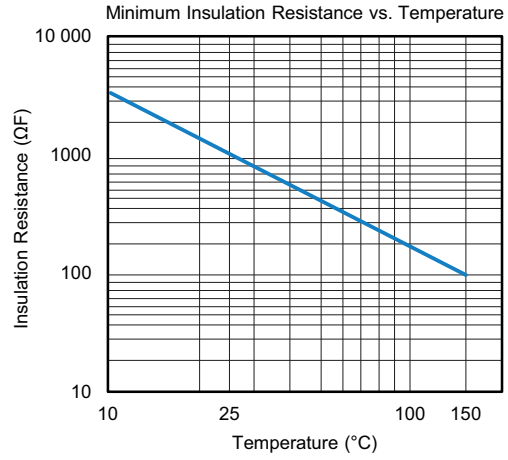
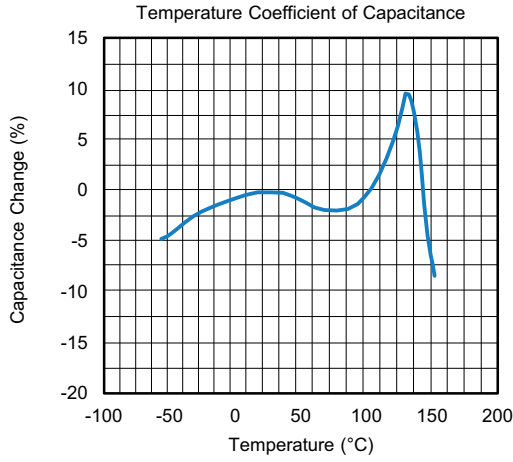


## X7R DIELECTRIC - TYPICAL PARAMETERS





## X8R DIELECTRIC - TYPICAL PARAMETERS





### 3 - LOT ACCEPTANCE TESTS

Process tests available in classes (on request)

| GROUP | ACTION  |
|-------|---|
| A     | Components are tested within the monitoring program of the supplier. The supplier shall submit the part numbers of the selected component to the customer during the component specification discussions. |
| B     | Components (customer P/N) shall be tested quarterly. Records available only on special request by the customer.   |
| C     | Test with each shipment. Records are provided on a monthly basis.<br>Customer special requirement; requirement should be determined in a specific component specification.                                |

Upon request the records can be submitted in electronic format on monthly basis.

#### 3.1 THERMAL STRENGTH, THERMAL SHOCK SENSIBILITY

|                   |  |
|-------------------|--|
| Sample size       | 200  |
| Handling          | Mounted on PCB   |
| Thermal shock     | 1 x 280 °C, no pre-heat, 5 s to 10 s   |
| IR - test (IRATS) | U = U <sub>R</sub> , T = room temperature, verified  |
| Burn in (BIATS)   | Equivalent to 12 h burn-in,<br>2 x U <sub>R</sub> /125 °C,<br>verification time to failure |

Acceptance criteria: zero defects (IRATS and BIATS).

#### 3.2 BOARD FLEX TEST

|                 |  |
|-----------------|--|
| Sample size     | 20 pcs/lot   |
| Frequency       | At least three different part numbers of one component family matrix per quarter |
| Max. deflection | 8 mm (data to be reported, available on request)                                 |

#### 3.3 SOLDERABILITY / RESISTANCE TO SOLDERING HEAT

Temperature profile for reflow soldering of SMD parts IPC/JEDEC-J-STD-020C.

Test is done on a regular basis for samples taken randomly out of the line.

Acceptance criteria: at least 95 % new solder and no detachment or leaching of terminations.

### 4 - ENVIRONMENTAL REQUIREMENTS

A list of the chemical substances content, which must not be used or whose use shall be limited by international law, is available on request.

Vishay confirms that the components specified in this specification do not contain asbestos nor cadmium, not even in the smallest volumes.

The manufacturer / supplier confirms that the component during normal handling, storage and assembly, as well as during operation in the automobile, is non toxic.

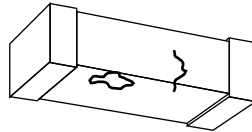


## 5 - INSPECTION CRITERIA

The supplier shall carry out visual examination with suitable equipment with approximately 10 x magnification and lighting appropriate to the specimen under test and the required quality level.

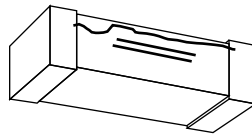
### Chipping

The components shall be free of cracks or fissures. Small damages which do not deteriorate the performance of the component as defined in EIA 595.



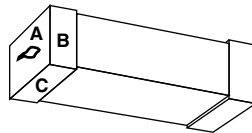
### Delamination or Exposed Electrodes

No visible separation or delamination between layers of the capacitor and no exposed electrodes between the two terminals of the capacitor must be seen.



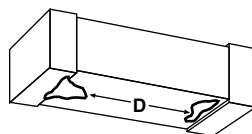
### Metallization

For the metallization, no visible detachment of the metallized terminals and no exposed electrodes must be seen. Defects and gaps in the metallization on each sides of the terminal must not exceed 10 % of the total area (e.g. A, B, C, ...) as defined in EIA 595. Leaching shall not exceed 25 %.



### Electrode Distance

The ceramic body shall be free of any conducting material between the terminals which reduces the distance of the electrodes. The minimum distance "D" is 400  $\mu\text{m}$  for all package sizes, except 0402. For the component package 0402 the minimum distance is 200  $\mu\text{m}$ .





## 6 - BOARD FLEX TEST CONDITIONS

### 6.1 BOARD FLEX DEFINITIONS OF TEST

PCB thickness =  $(1.6 \pm 0.1)$  mm

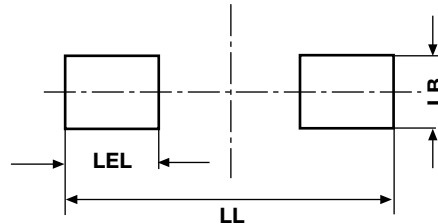
Copper thickness = 35  $\mu$ m

Material FR4 (EP-GC 02 according to DIN 40 802)

| LAYOUT / PAD DESIGN (Dimensions in mm) |          |      |      |
|--|----------|------|------|
| CASE CODE                              | PAD SIZE |      |      |
|  | LL       | LB   | LEL  |
| 0603                                   | 2.20     | 1.00 | 0.75 |
| 0805                                   | 3.40     | 1.30 | 1.20 |
| 1206                                   | 4.50     | 1.80 | 1.20 |
| 1210                                   | 4.50     | 2.80 | 1.30 |
| 1812                                   | 4.75     | 3.60 | 1.50 |

#### Note

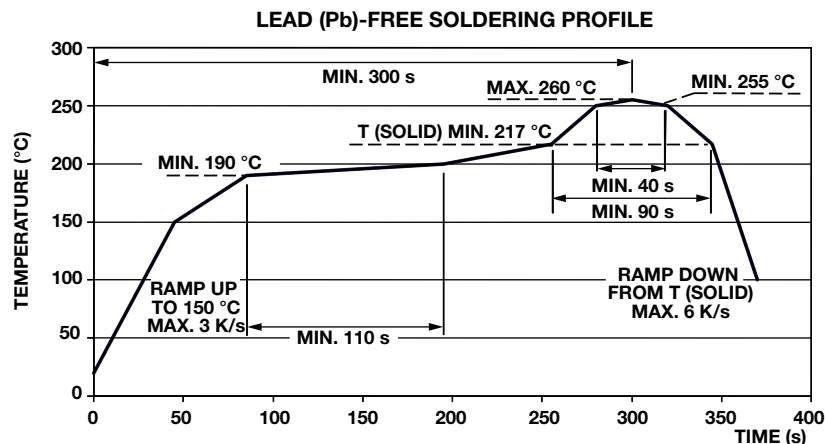
- LL = total length; LB = width of the pad; LEL = single pad length



### 6.2 SOLDERING INSTRUCTIONS

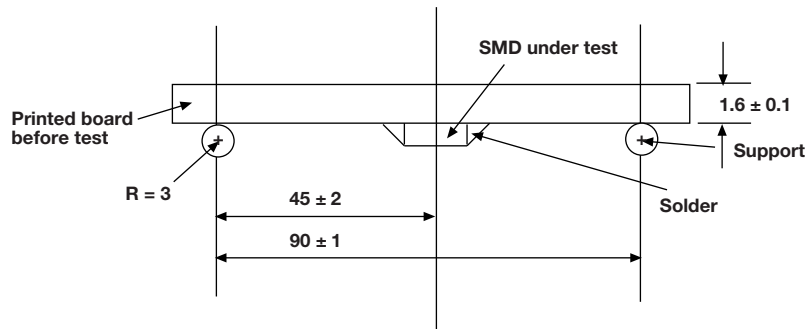
| THICKNESS, RECOMMENDED FOR SOLDER PASTE (Reflow soldering) |                      |
|--|----------------------|
| CASE CODE  | THICKNESS in $\mu$ m |
| 0402   | 75 to 90             |
| 0603   | 150 to 200           |
| 0805   | 150 to 200           |
| 1206   | 150 to 200           |
| 1210   | 150 to 200           |
| 1812   | 150 to 200           |

### 6.3 TYPICAL TEMPERATURE PROFILE FOR REFLOW SOLDERING (Boardflex test)

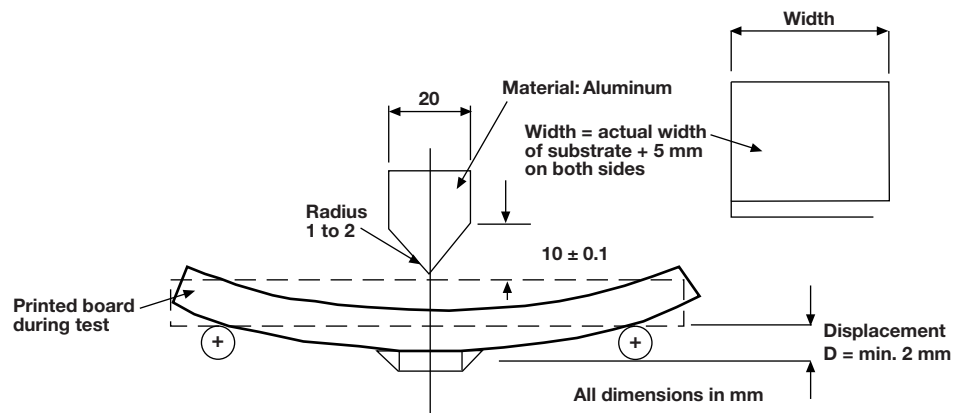


## 6.4 MOUNTING, DIMENSIONS, AND TESTING

### Mounting



### Testing



## 6.5 PERFORMANCE OF THE TEST(S)

- Electrical test according to component specification (Cap, DF, IR)
- Mounting to PCB
- Storage at room temperature (min. 10 h)
- Board flex test

## 6.6 DETAILS

|          |   |
|----------|---|
| X7R, X8R | PCB to be deflected continuously, speed 1 mm/s ( $\pm 0.5$ mm/s)  |
| C0G      | PCB to be deflected in steps until cracks or other damages are visible or can be measured.<br>Dwell time between steps: $(5 \pm 1)$ s |

## 6.7 FAILURE CRITERIA

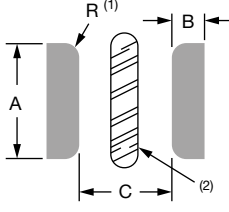
|          |  |
|----------|--|
| X7R, X8R | Piezoelectric sensor, no failure up to min. 2 mm           |
| C0G      | $\Delta C/C < 1\%$ or $< 1$ pF, no failure up to min. 2 mm |
| Both     | Electrical test according to component specification       |



## 7 - AEC-Q200 QUALIFICATION TESTING

| NO. | AEC-Q200 TEST ITEM                   | REFERENCE               |
|-----|--------------------------------------|-------------------------|
| 1   | Pre- and post stress electrical test | User spec               |
| 3   | High temp exposure (storage)         | MIL-STD-202, method 108 |
| 4   | Temperature cycling                  | JESD22, method JA-104   |
| 5   | Destructive physical analysis        | EIA-469                 |
| 6   | Moisture resistance                  | MIL-STD-202, method 106 |
| 7   | Biased humidity                      | MIL-STD-202, method 103 |
| 8   | Operation life                       | MIL-STD-202 method 108  |
| 9   | External Visual                      | MIL-STD-883 method 2009 |
| 10  | Physical dimension                   | JESD22, method JB-100   |
| 13  | Mechanical shock                     | MIL-STD-202, method 213 |
| 14  | Vibration                            | MIL-STD-202, method 204 |
| 15  | Resistance to solder heat            | MIL-STD-202, method 210 |
| 17  | ESD                                  | AEC-Q200-002            |
| 18  | Solderability                        | J-STD-002               |
| 19  | Electrical characterization          | User spec               |
| 21  | Board flex                           | AEC-Q200-005            |
| 22  | Terminal strength                    | AEC-Q200-006            |
| 23  | Beam load                            | AEC-Q200-003            |

## Solder Pad Dimensions for Vishay Surface-Mount Multilayer Ceramic Chip Capacitors

| DIMENSIONS in millimeters   |                     |      |                     |
|---|---------------------|------|---------------------|
|  |                     |      |                     |
| CASE CODE   | A                   | B    | C                   |
| 0402  | 0.50                | 0.50 | 0.40                |
| 0505  | 1.35                | 1.00 | 0.60                |
| 0603  | 0.90                | 1.00 | 1.00 <sup>(3)</sup> |
| 0805  | 1.30                | 1.20 | 1.00                |
| 1111  | 2.90                | 1.30 | 1.75                |
| 1206  | 1.80                | 1.20 | 2.10                |
| 1210  | 2.80                | 1.30 | 1.90                |
| 1808  | 2.40                | 1.50 | 3.00                |
| 1812  | 3.60                | 1.50 | 3.00                |
| 1825  | 6.50                | 1.50 | 3.00                |
| 2008  | 2.70                | 1.50 | 4.08                |
| 2220  | 5.50 <sup>(4)</sup> | 1.50 | 4.20                |
| 2225  | 6.50                | 1.50 | 4.20                |
| 2525  | 6.60                | 1.50 | 4.50                |
| 3040  | 10.80               | 2.00 | 5.50                |
| 3640  | 10.80               | 2.00 | 7.00                |
| 3838  | 10.20               | 2.00 | 7.50                |
| 4044  | 12.30               | 2.00 | 8.00                |

### Notes

- (1) For safety capacitors and voltages above 3000 V, corner rounding (R) of 0.5 mm is recommended to suppress arcing
- (2) Add a 1 mm slot in PCB between pads to allow cleaning and coating under MLCC
- (3) For VJ HiFREQ Series, this dimension is 0.6 mm
- (4) For safety capacitors, the A dimension should be 5.80 mm



## **PRINTED CIRCUIT BOARD PCB DESIGN CONSIDERATIONS FOR HIGH VOLTAGE SURFACE-MOUNT MLCCS**

Special assembly process and design considerations should be employed for today's high voltage rating MLCCs. As case sizes remain the same and voltage ratings increase, MLCC manufacturers must design, evaluate, and qualify their capacitors using methods that reduce the occurrence of corona discharge and arcover events. To meet similar capability in high voltage applications, users should employ similar cautionary design and assembly methods.

### **MLCC PAD LAYOUT**

A capacitor's arcover inception point can degrade due to factors such as the MLCC termination, PCB pad design, PCB cleanliness, solder flux residue, surface contamination / deposits and environmental conditions. PCB pads and their design affect the air gap distance between the opposing polarities of the MLCC termination. For voltage rating greater than 1500 V<sub>DC</sub> add a corner radius to the inward facing edge of the MLCC pads and as large a gap as possible between the pads. Too small of a pad gap distance will reduce the capacitor's own arcover inception voltage level. Refer to the Figure and Table Figure 1.0, MLCC Pad Layout and Table 1.0, Vishay MLCC Solder Pad Dimensions for the recommended MLCC solder pad dimensions.

### **SLOT OR TRENCH BETWEEN PADS**

PCB assembly can deposit dust, trap solder balls, or flux residue underneath the capacitors. These contaminants will reduce conductive clearances and the arcover inception level. Assembly methods must include a final PCB cleaning process. A slot or trench can be cut into the PCB in between the pads to allow cleaners to penetrate underneath the MLCC. The slot will also allow conformal or epoxy coatings to flow underneath the MLCC and build an insulative barrier between pads. Refer to Figure 1.0 MLCC Pad Layout for slot reference location.

### **COATING PRINTED CIRCUIT BOARD**

Coating a printed circuit board with materials such as acrylic, silicone and urethane resins provide a protective dielectric barrier that is non-conductive and will enhance the resistance to arcing. Various processes exist which include dipping, brushing, and spaying. Optimal performance will come from coating the MLCC on all sides, top and bottom. The PCB slot in between the pads should extend slightly beyond the width of the MLCC. Refer to Figure 1.0 MLCC Pad Layout for slot reference location.



## Disclaimer

ALL PRODUCT, PRODUCT SPECIFICATIONS AND DATA ARE SUBJECT TO CHANGE WITHOUT NOTICE TO IMPROVE RELIABILITY, FUNCTION OR DESIGN OR OTHERWISE.

Vishay Intertechnology, Inc., its affiliates, agents, and employees, and all persons acting on its or their behalf (collectively, "Vishay"), disclaim any and all liability for any errors, inaccuracies or incompleteness contained in any datasheet or in any other disclosure relating to any product.

Vishay makes no warranty, representation or guarantee regarding the suitability of the products for any particular purpose or the continuing production of any product. To the maximum extent permitted by applicable law, Vishay disclaims (i) any and all liability arising out of the application or use of any product, (ii) any and all liability, including without limitation special, consequential or incidental damages, and (iii) any and all implied warranties, including warranties of fitness for particular purpose, non-infringement and merchantability.

Statements regarding the suitability of products for certain types of applications are based on Vishay's knowledge of typical requirements that are often placed on Vishay products in generic applications. Such statements are not binding statements about the suitability of products for a particular application. It is the customer's responsibility to validate that a particular product with the properties described in the product specification is suitable for use in a particular application. Parameters provided in datasheets and / or specifications may vary in different applications and performance may vary over time. All operating parameters, including typical parameters, must be validated for each customer application by the customer's technical experts. Product specifications do not expand or otherwise modify Vishay's terms and conditions of purchase, including but not limited to the warranty expressed therein.

Hyperlinks included in this datasheet may direct users to third-party websites. These links are provided as a convenience and for informational purposes only. Inclusion of these hyperlinks does not constitute an endorsement or an approval by Vishay of any of the products, services or opinions of the corporation, organization or individual associated with the third-party website. Vishay disclaims any and all liability and bears no responsibility for the accuracy, legality or content of the third-party website or for that of subsequent links.

Vishay products are not designed for use in life-saving or life-sustaining applications or any application in which the failure of the Vishay product could result in personal injury or death unless specifically qualified in writing by Vishay. Customers using or selling Vishay products not expressly indicated for use in such applications do so at their own risk. Please contact authorized Vishay personnel to obtain written terms and conditions regarding products designed for such applications.

No license, express or implied, by estoppel or otherwise, to any intellectual property rights is granted by this document or by any conduct of Vishay. Product names and markings noted herein may be trademarks of their respective owners.