

EVVOSEMI[®]

THINK CHANGE DO



ESD



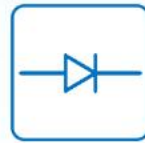
TVS



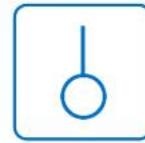
MOS



LDO



Diode



Sensor



DC-DC

Product Specification


▶ Domestic	Part Number	EVS8050-S1
▶ Overseas	Part Number	S8050
▶ Equivalent	Part Number	S8050

"S1" means SOT-23

EV is the abbreviation of name EVVO

S8050**NPN TRANSISTOR****FEATURES**

- Complimentary to S8550
- Collector Current: $I_C=0.5A$

SOT-23

1.BASE
2.EMITTER
3.COLLECTOR

MAXIMUM RATINGS (Ta=25°C unless otherwise noted)

Parameter	Symbol	Value	Unit
Collector-Base Voltage	V_{CB0}	40	V
Collector-Emitter Voltage	V_{CE0}	25	V
Emitter-Base Voltage	V_{EB0}	5	V
Collector Current — Continuous	I_C	500	mA
Collector Power Dissipation	P_C	300	mW
Thermal Resistance From Junction To Ambient	R_{thJA}	417	°C/W
Operation Junction and Storage Temperature Range	T_J, T_{stg}	-55~+150	°C

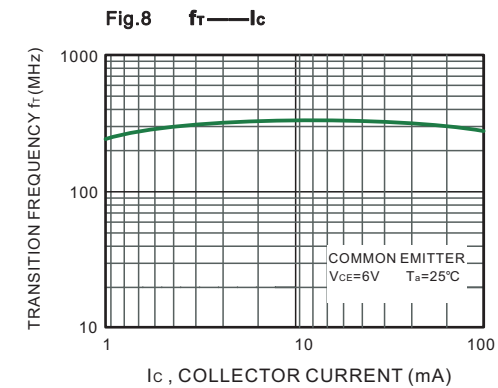
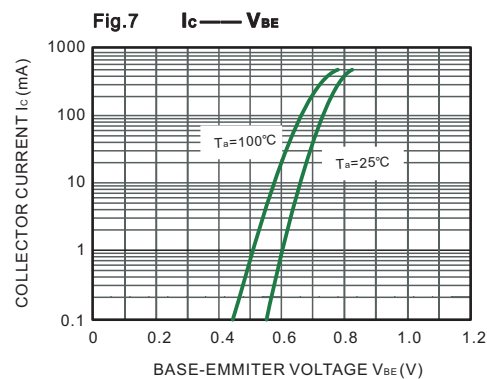
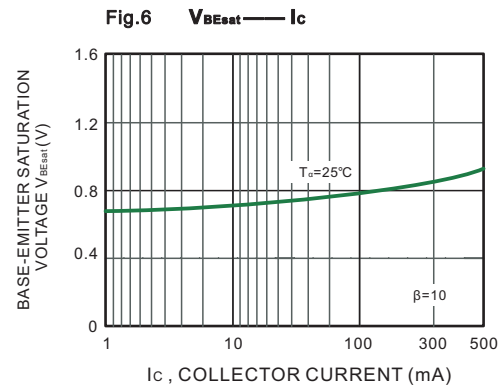
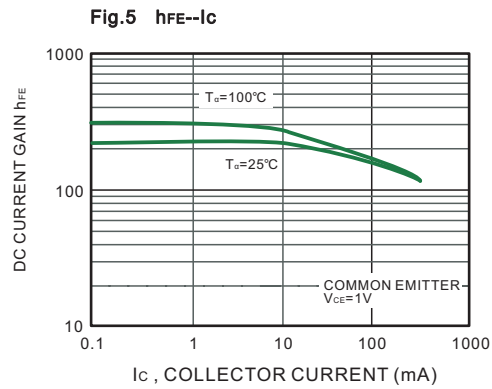
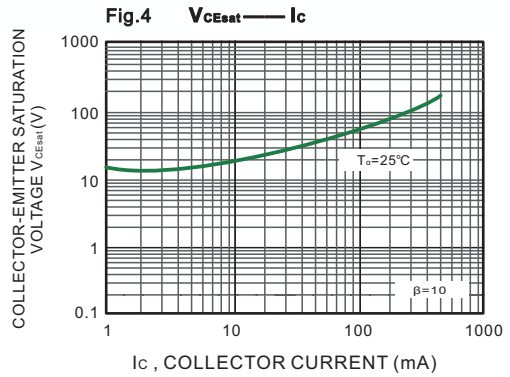
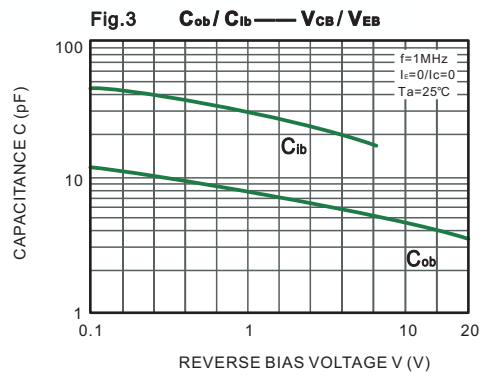
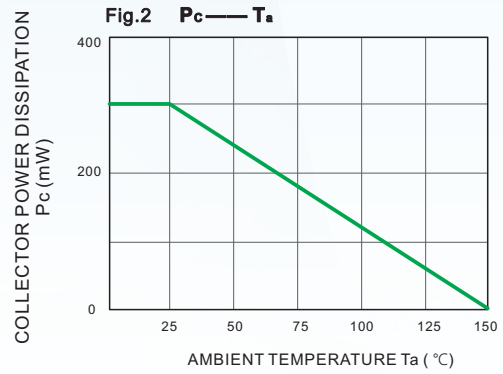
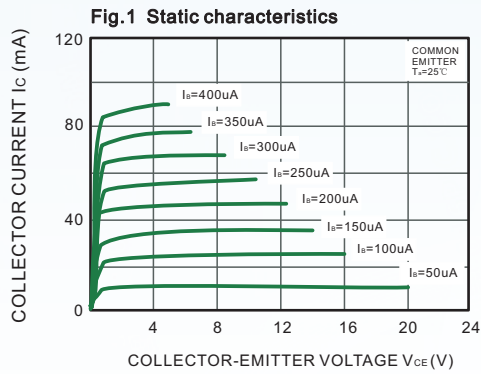
CLASSIFICATION OF h_{FE1}

Rank	L	H	J
Range	120-200	200-350	300-400

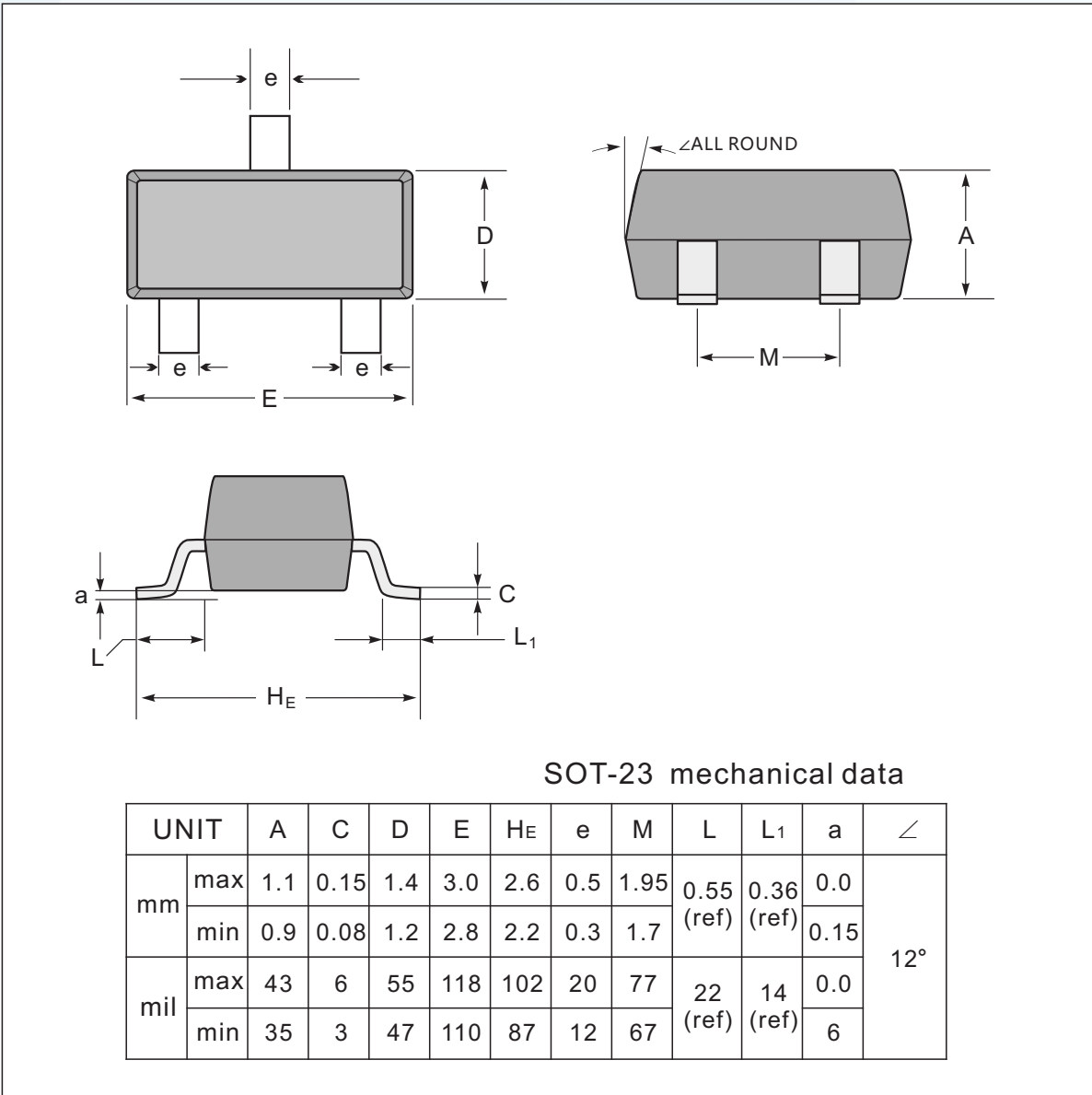
ELECTRICAL CHARACTERISTICS (TA = 25°C unless otherwise noted.)

Parameter	Symbol	Test conditions	Min	Typ	Max	Unit
Collector-base breakdown voltage	$V_{(BR)CBO}$	$I_C = 100\mu A, I_E = 0$	40			V
Collector-emitter breakdown voltage	$V_{(BR)CEO}$	$I_C = 1\text{ mA}, I_B = 0$	25			V
Emitter-base breakdown voltage	$V_{(BR)EBO}$	$I_E = 100\mu A, I_C = 0$	5			V
Collector cut-off current	I_{CBO}	$V_{CB} = 40V, I_E = 0$			0.1	μA
Collector cut-off current	I_{CEO}	$V_{CE} = 20V, I_B = 0$			0.1	μA
Emitter cut-off current	I_{EBO}	$V_{EB} = 5V, I_C = 0$			0.1	μA
DC current gain	h_{FE1}	$V_{CE} = 1V, I_C = 50mA$	120		400	
	h_{FE2}	$V_{CE} = 1V, I_C = 500mA$	50			
Collector-emitter saturation voltage	$V_{CE(sat)}$	$I_C = 500mA, I_B = 50mA$			0.6	V
Base-emitter saturation voltage	$V_{BE(sat)}$	$I_C = 500mA, I_B = 50mA$			1.2	V
Transition frequency	f_T	$V_{CE} = 6V, I_C = 20mA, f = 30MHz$	150			MHz

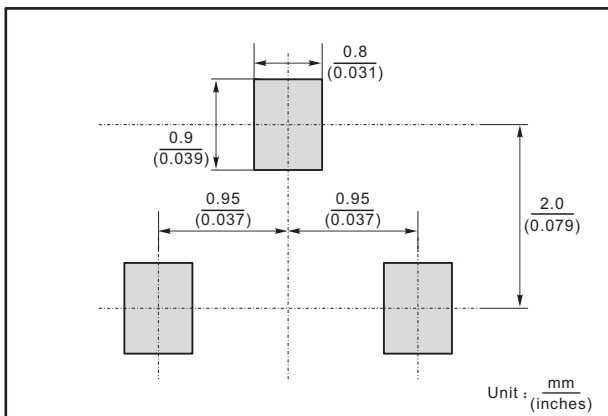
TYPICAL CHARACTERISTICS



SOT-23 Package Outline Dimensions



The recommended mounting pad size

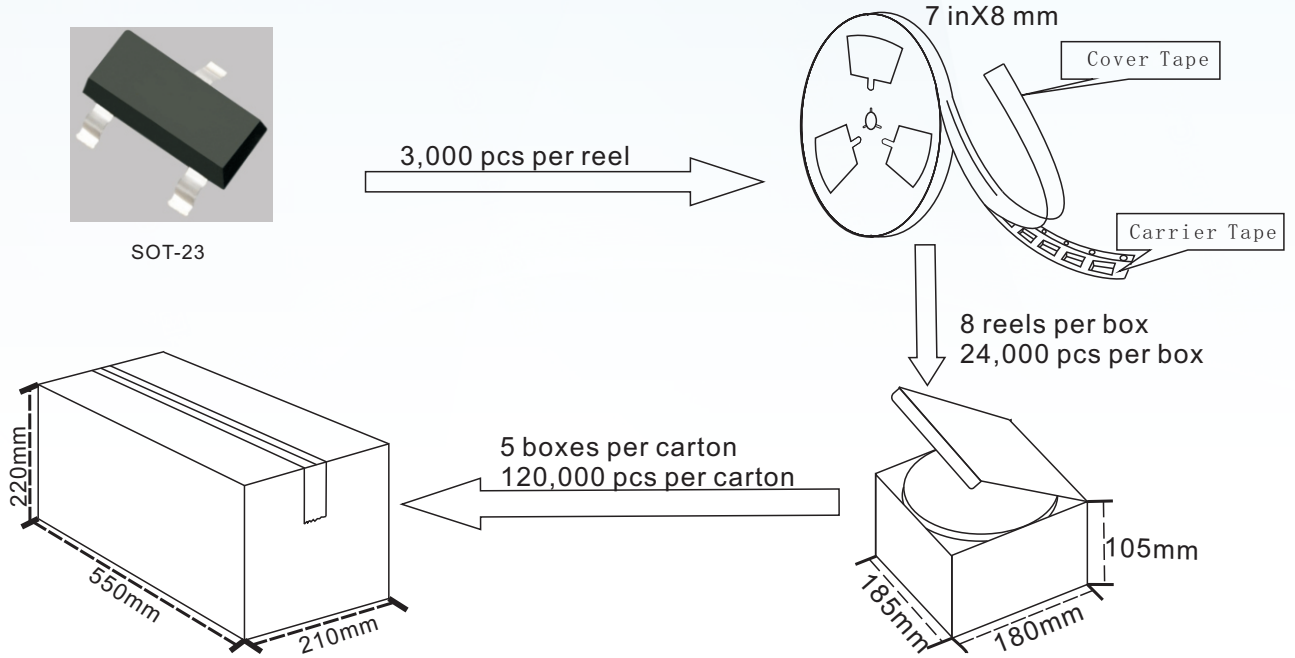


Marking

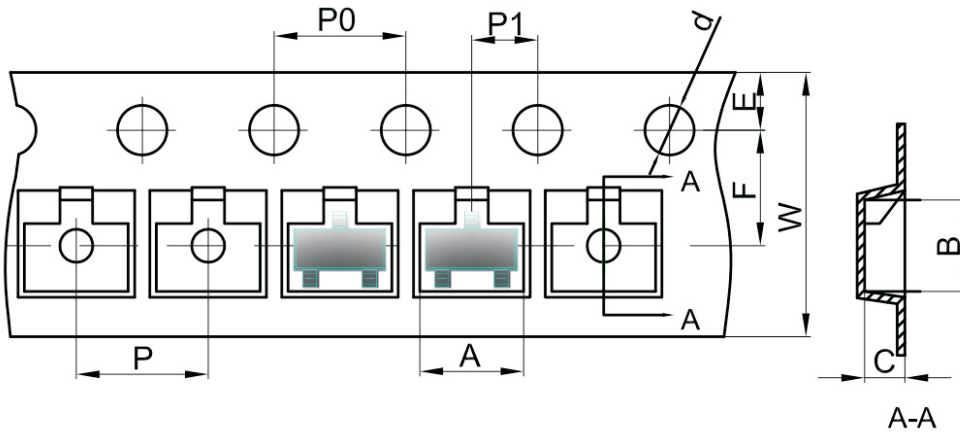
Type number	Marking code
S8050	J3Y

SOT-23 Packing

1. The method of packaging and dimension are shown as below figure. (Dimension in mm)



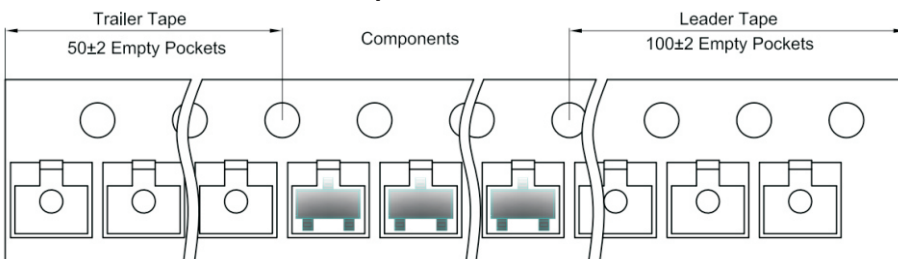
SOT-23 Embossed Carrier Tape



Dimensions are in millimeter

Pkg type	A	B	C	d	E	F	P0	P	P1	W
SOT-23	3.15	2.77	1.22	Ø1.50	1.75	3.50	4.00	4.00	2.00	8.00

SOT-23 Tape Leader and Trailer



Disclaimer

EVVOSEMI ("EVVO") reserves the right to make corrections, enhancements, improvements, and other changes to its products and services at any time, and to discontinue any product or service without notice.

EVVO warrants the performance of its hardware products to the specifications applicable at the time of sale in accordance with its standard warranty. Testing and other quality control techniques are used as deemed necessary by EVVO to support this warranty. Except where mandated by government requirements, testing of all parameters of each product is not necessarily performed.

Customers should obtain and confirm the latest product information and specifications before final design, purchase, or use. EVVO makes no warranty, representation, or guarantee regarding the suitability of its products for any particular purpose, nor does EVVO assume any liability for application assistance or customer product design. EVVO does not warrant or accept any liability for products that are purchased or used for any unintended or unauthorized application.

EVVO products are not authorized for use as critical components in life support devices or systems without the express written approval of EVVOSEMI.

The EVVO logo and EVVOSEMI are trademarks of EVVOSEMI or its subsidiaries in relevant jurisdictions. EVVO reserves the right to make changes without further notice to any products herein.