

EVVOSEMI[®]

THINK CHANGE DO



ESD



TVS



MOS



LDO



Diode



Sensor



DC-DC

Product Specification

▶ Domestic	Part Number	EVS9012-S1
▶ Overseas	Part Number	S9012
▶ Equivalent	Part Number	S9012

"S1" means SOT-23

EV is the abbreviation of name EVVO

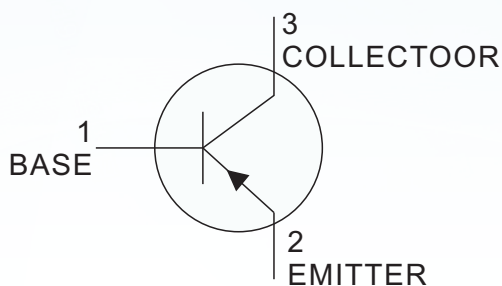

General Purpose Transistor

PNP Silicon

FEATURES

- High Collector Current
- Complementary To S9013
- Excellent hFE Linearity

SOT-23



DEVICE MARKING
S9012 = 2T1

MAXIMUM RATINGS

Rating	Symbol	Value	Unit
Collector–Emitter Voltage	V_{CEO}	-25	Vdc
Collector–Base Voltage	V_{CBO}	-40	Vdc
Emitter–Base Voltage	V_{EBO}	-5.0	Vdc
Collector Current — Continuous	I_c	-500	mAdc

THERMAL CHARACTERISTICS

Characteristic	Symbol	Max	Unit
Total Device Dissipation FR– 5 Board, (1) $T_A = 25^\circ\text{C}$	P_D	300	mW
Junction and Storage Temperature	T_J, T_{stg}	- 55 to +150	$^\circ\text{C}$

ELECTRICAL CHARACTERISTICS (TA = 25°C unless otherwise noted.) OFF CHARACTERISTICS

Characteristic	Symbol	Min	Max	Unit
Collector–Emitter Breakdown Voltage(3) ($I_c = -1.0 \text{ mAdc}, I_B = 0$)	$V_{(BR)CEO}$	-25	–	Vdc
Collector–Base Breakdown Voltage ($I_c = -0.1 \text{ mAdc}, I_E = 0$)	$V_{(BR)CBO}$	-40	–	Vdc
Emitter–Base Breakdown Voltage ($I_E = -0.1 \text{ mAdc}, I_c = 0$)	$V_{(BR)EBO}$	-5.0	–	Vdc
Collector cut-off current ($V_{CB} = -40 \text{ Vdc}, I_E = 0$)	I_{CBO}	–	-0.1	μAdc
Collector cut-off current ($V_{CE} = -20 \text{ Vdc}, I_B = 0$)	I_{CEO}	–	-0.1	μAdc
Emitter cut-off current ($V_{EB} = -5 \text{ Vdc}, I_c = 0$)	I_{EBO}	–	-0.1	μAdc

1. FR–5 = 1.0 x 0.75 x 0.062 in.

2. Alumina = 0.4 x 0.3 x 0.024 in. 99.5% alumina.

3. Pulse Test: Pulse Width <300 μs , Duty Cycle <2 0%

**ELECTRICAL CHARACTERISTICS (T_A = 25°C unless otherwise noted) (Continued)
 ON CHARACTERISTICS (3)**

Characteristic	Symbol	Min	Max	Unit
DC Current Gain	h _{FE}			—
(I _C = -50 mA _{dc} , V _{CE} = -1 V _{dc})		120	400	
Collector–Emitter Saturation Voltage	V _{CE(sat)}			V _{dc}
(I _C = -500 mA _{dc} , I _B = -50 mA _{dc})(3)		—	-0.6	
Base–Emitter Saturation Voltage(3)	V _{BE(sat)}			V _{dc}
(I _C = -500 mA _{dc} , I _B = -50mA _{dc})		—	-1.2	

SMALL–SIGNAL CHARACTERISTICS

Current–Gain — Bandwidth Product (I _C = -20mA _{dc} , V _{CE} = -6.0V _{dc} , f = 30MHz)	f _t	150	—	MHz
--	----------------	-----	---	-----

CLASSIFICATION OF h_{FE}

Rank	L	H	J
Range	120-200	200-350	300-400

3. Pulse Test: Pulse Width <300 μs, Duty Cycle <2.0%.

TYPICAL CHARACTERISTICS

Fig.1 Power Derating Curve

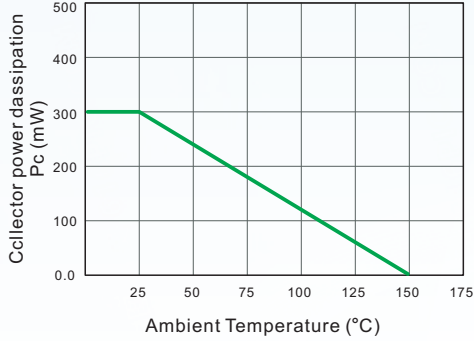


Fig.2 Static characteristics

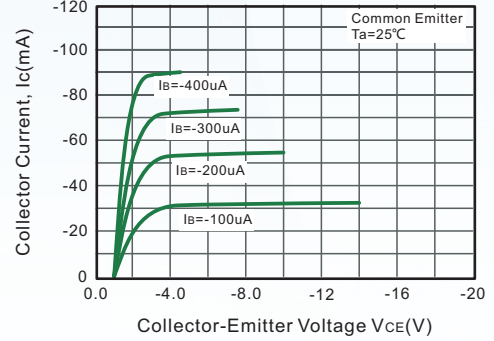


Fig.3 hFE--Ic

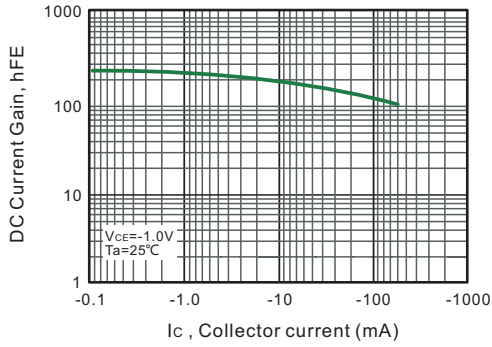


Fig.4 Ic--VBE

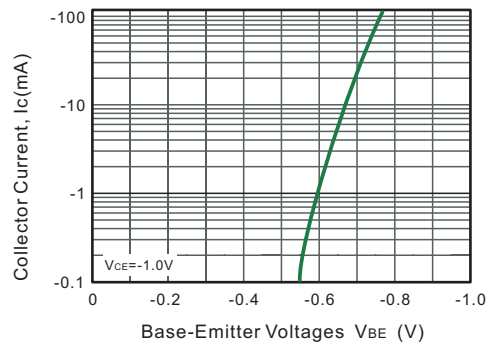


Fig.5 VBEsat--Ic

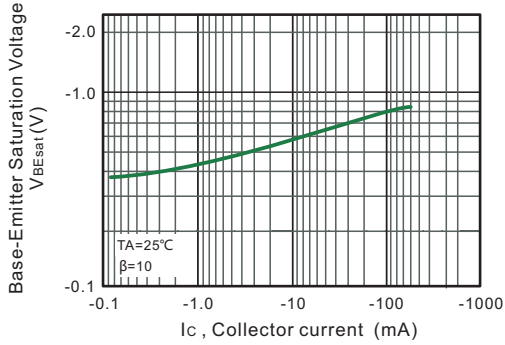


Fig.6 VCEsat--Ic

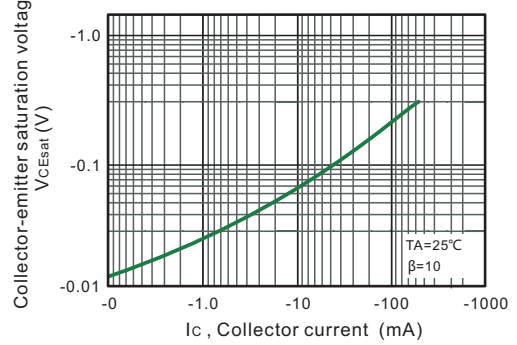


Fig.7 ft--Ic

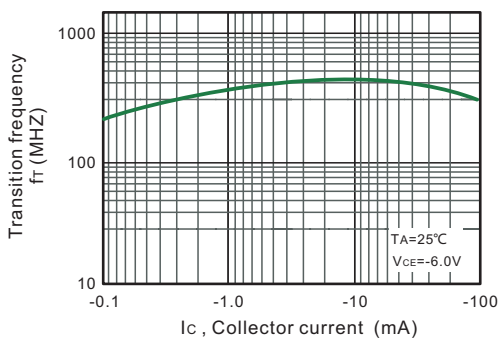
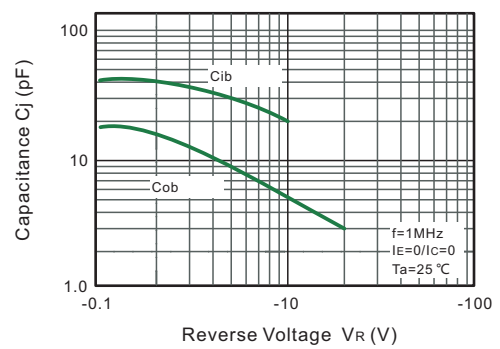
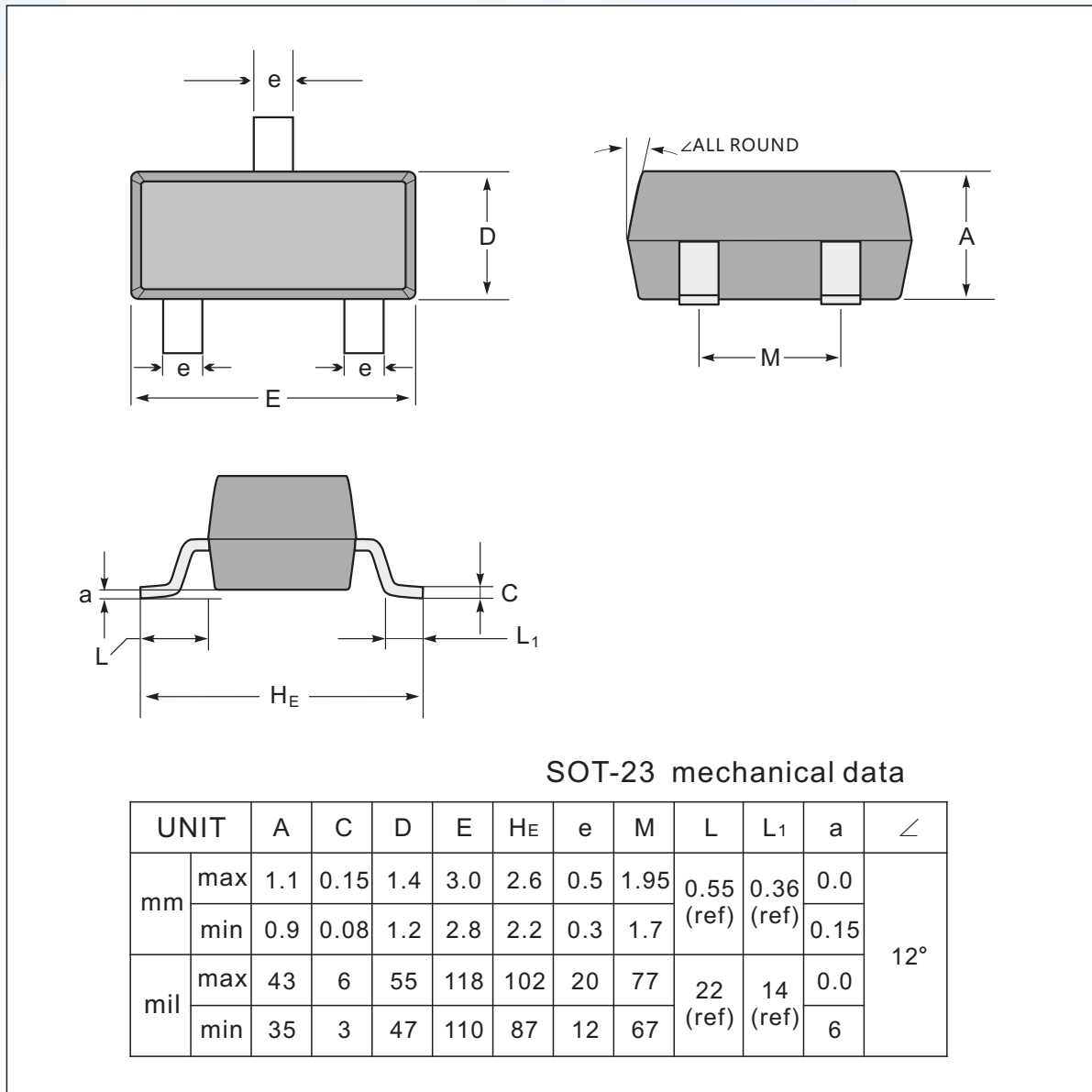


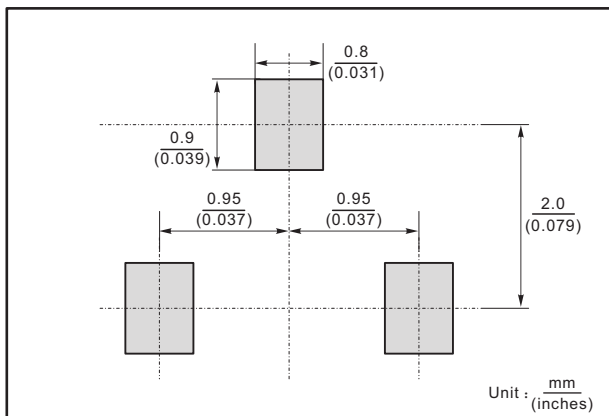
Fig.8 Cob/Cib--VCR/VEB



SOT-23 Package Outline Dimensions



The recommended mounting pad size

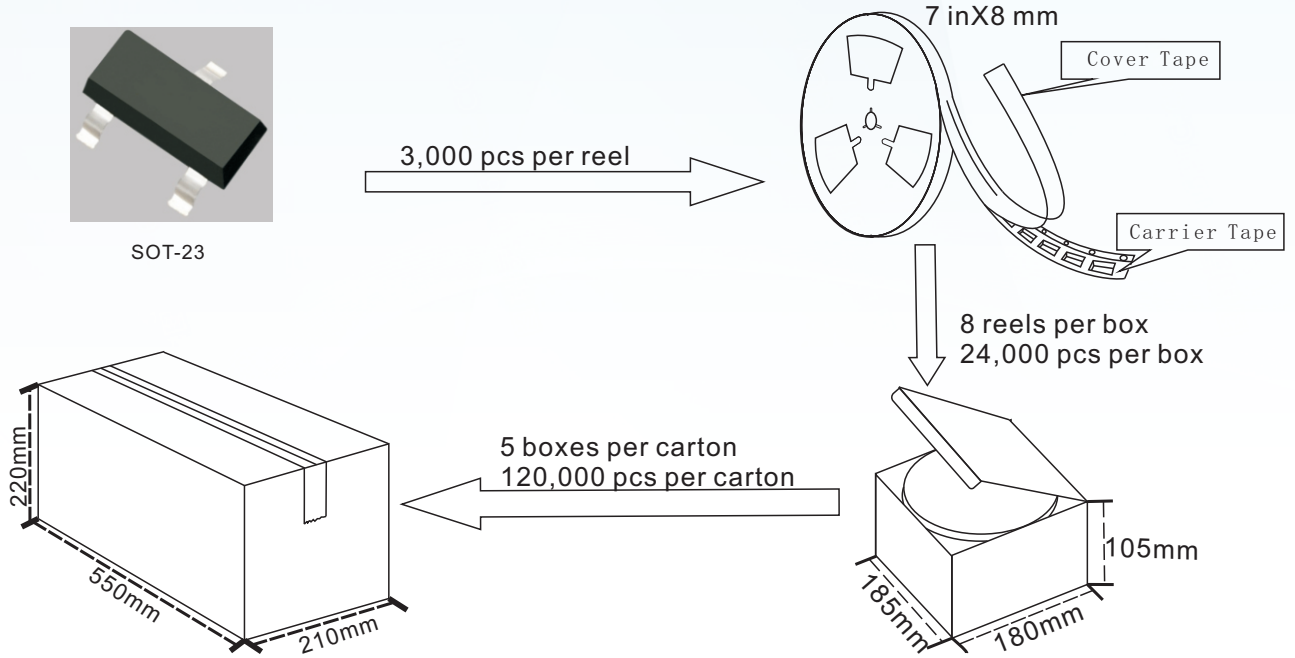


Marking

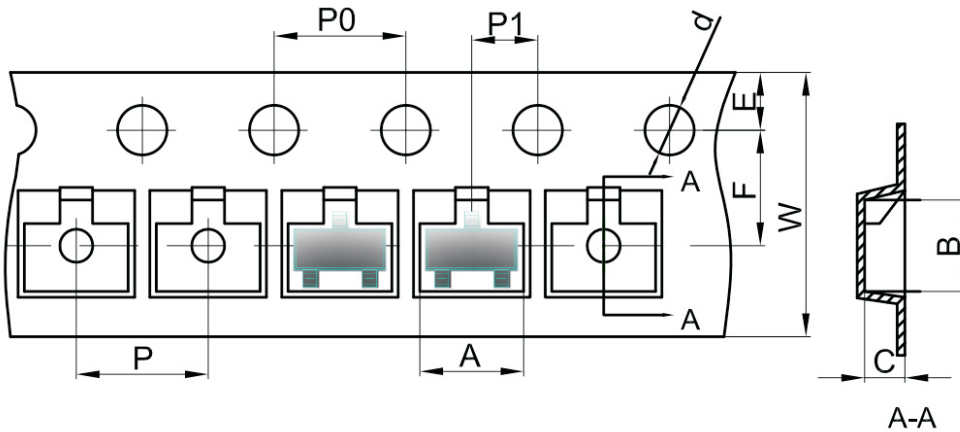
Type number	Marking code
S9012	2T1

SOT-23 Packing

1. The method of packaging and dimension are shown as below figure. (Dimension in mm)



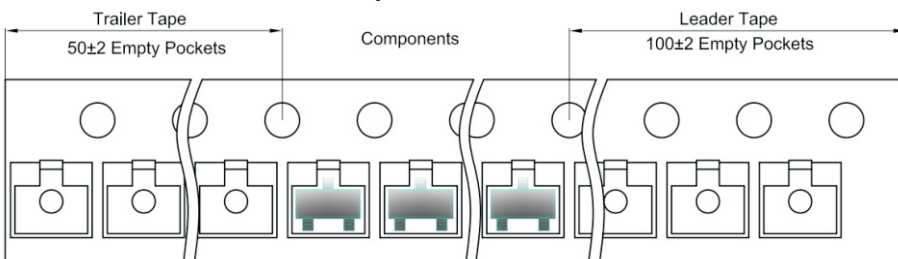
SOT-23 Embossed Carrier Tape



Dimensions are in millimeter

Pkg type	A	B	C	d	E	F	P0	P	P1	W
SOT-23	3.15	2.77	1.22	Ø1.50	1.75	3.50	4.00	4.00	2.00	8.00

SOT-23 Tape Leader and Trailer



Disclaimer

EVVOSEMI ("EVVO") reserves the right to make corrections, enhancements, improvements, and other changes to its products and services at any time, and to discontinue any product or service without notice.

EVVO warrants the performance of its hardware products to the specifications applicable at the time of sale in accordance with its standard warranty. Testing and other quality control techniques are used as deemed necessary by EVVO to support this warranty. Except where mandated by government requirements, testing of all parameters of each product is not necessarily performed.

Customers should obtain and confirm the latest product information and specifications before final design, purchase, or use. EVVO makes no warranty, representation, or guarantee regarding the suitability of its products for any particular purpose, nor does EVVO assume any liability for application assistance or customer product design. EVVO does not warrant or accept any liability for products that are purchased or used for any unintended or unauthorized application.

EVVO products are not authorized for use as critical components in life support devices or systems without the express written approval of EVVOSEMI.

The EVVO logo and EVVOSEMI are trademarks of EVVOSEMI or its subsidiaries in relevant jurisdictions. EVVO reserves the right to make changes without further notice to any products herein.