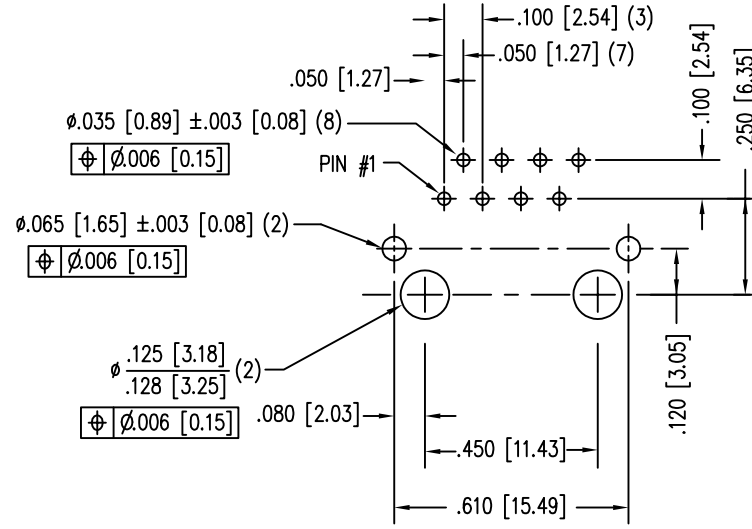
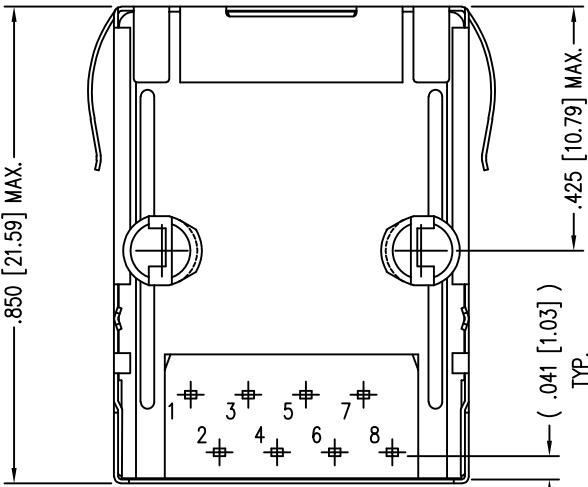


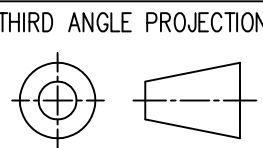
DATE	REV	ECN	APP'D. BY
3-27-17	A11	10957	TRM
4-19-17	A12	10982	TRM
7-10-23	B0	12208	JE

- NOTES:
- CONNECTOR MATERIALS:  
HOUSING: THERMOPLASTIC UL94 V-0  
CONTACTS/SHIELD: COPPER ALLOY  
SHIELD PLATING: NICKEL OR TIN  
CONTACT PLATING: SELECTIVE GOLD IN CONTACT AREA  
SEE CHART FOR PART NUMBER
  - FOR PRODUCT SPECIFICATION SEE PR022-01
  - RATED AT MAX. 260°C FOR MAX. 10 SECS.
  - DIMENSIONS AND TOLERANCES COMPLY WITH TIA-1096 STANDARD.
  - THE SUGGESTED PANEL OPENING IS INTENDED TO GIVE USER THE ABILITY TO HAVE REASONABLE JACK/PANEL CLEARANCES, YET MAINTAIN GROUNDING CAPABILITY. THESE VARIABLES CAN BE ADJUSTED IN EITHER DIRECTION BUT MAY CARRY SOME CONSEQUENCES IN THE FORM OF LOWER MATING FORCES OR TIGHTER ASSEMBLY TOLERANCES.



P.C.B. RECOMMENDED HOLE LAYOUT  
SEEN FROM COMPONENT SIDE  
ALL CENTERLINE DIMENSIONS ARE BASIC.

50 MICRO-INCHES [1.27um]	SS64800-057F
30 MICRO-INCHES [0.76um]	SS64800-056F
CONTACT PLATING IN MATING AREA	PART NUMBER



11118 Susquehanna Trail South  
Glen Rock, PA 17327-9199  
(717) 235-7512  
<http://www.stewartconnector.com>

DO NOT SCALE DRAWING  
DRAWING IS SUBJECT TO  
CHANGE WITHOUT NOTICE  
DIMENSIONS: INCHES [METRIC]  
UNLESS OTHERWISE SPECIFIED  
TOLERANCES ARE ±.005 [0.13]  
ANGLES ARE ± 1°  
SHEET NO. 1 OF 2

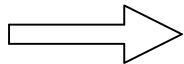
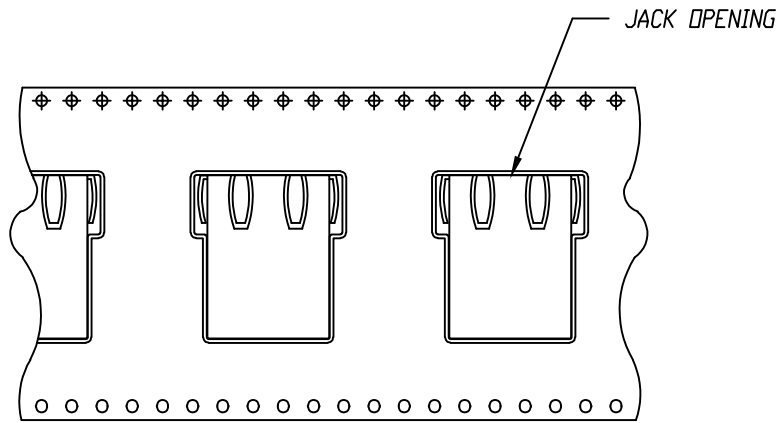
TITLE: EIGHT CONTACT, EIGHT POSITION, SHIELDED JACK ENHANCED SHIELD			
DRN BY:	RVO	DATE	03-02-05
APPD BY:	RGC	DATE	03-02-05
DWG NO.	CT640146F	REV.	B0

THIS DRAWING AND THE SUBJECT MATTER SHOWN THEREON ARE CONFIDENTIAL AND THE PROPRIETARY PROPERTY OF STEWART CONNECTOR AND SHALL NOT BE REPRODUCED, COPIED, OR USED IN ANY MANNER WITHOUT PRIOR WRITTEN CONSENT OF STEWART CONNECTOR. ONE OR MORE U.S. PATENTS MAY APPLY TO THIS PRODUCT. FOR DETAILS, PLEASE VISIT: [HTTP://BELFUSE.COM/STEWART/STEWART\\_PATENTS/](http://BELFUSE.COM/STEWART/STEWART_PATENTS/)



B

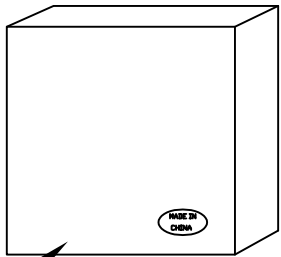
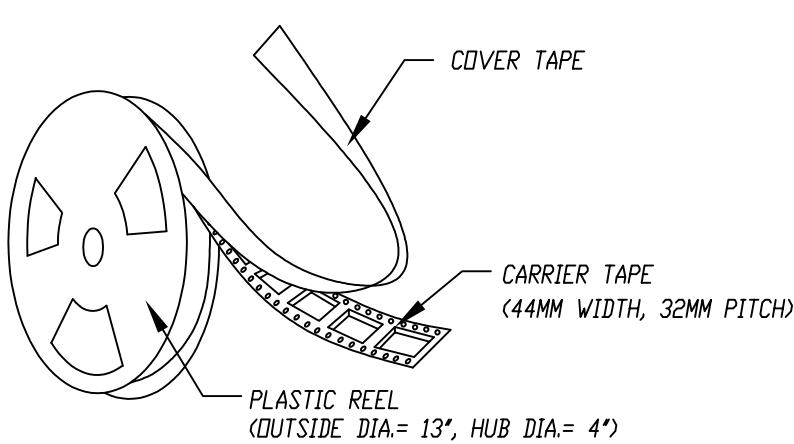
B



USER FEED DIRECTION

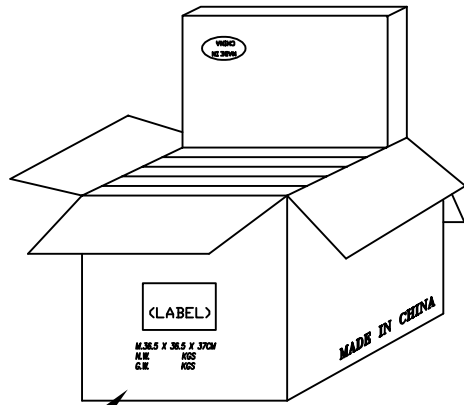
ORIENTATION OF COMPONENT INSIDE POCKET

TAPE WIDTH	44MM
POCKET PITCH	32MM
QUANTITY OF COMPONENTS PER REEL	75
PLASTIC REEL OUTER DIAMETER	13 INCHES
PLASTIC REEL HUB DIAMETER	4 INCHES
COMPLY WITH EIA 481-2-A	



PIZZA BOX  
(14"L X 14"W X 2.5"H)

75 PCS PER REEL; 6 REELS PER BOX



OUTER CARTON  
(14.5"L X 14.5"W X 15.5"H)

A

A

RoHS



THIRD ANGLE PROJECTION 		 <b>stewart</b> CONNECTOR a bel group		11118 Susquehanna Trail South Glen Rock, PA 17327-9199 (717) 235-7512 <a href="http://www.stewartconnector.com">http://www.stewartconnector.com</a>			
DO NOT SCALE DRAWING DRAWING IS SUBJECT TO CHANGE WITHOUT NOTICE		TITLE: EIGHT CONTACT, EIGHT POSITION, SHIELDED JACK ENHANCED SHIELD					
DIMENSIONS: INCHES [METRIC]		THIS DRAWING AND THE SUBJECT MATTER SHOWN THEREON ARE CONFIDENTIAL AND THE PROPRIETARY PROPERTY OF STEWART CONNECTOR AND SHALL NOT BE REPRODUCED, COPIED, OR USED IN ANY MANNER WITHOUT PRIOR WRITTEN CONSENT OF STEWART CONNECTOR. ONE OR MORE U.S. PATENTS MAY APPLY TO THIS PRODUCT. FOR DETAILS, PLEASE VISIT: <a href="http://BELFUSE.COM/STEWART/STEWART_PATENTS/">HTTP://BELFUSE.COM/STEWART/STEWART_PATENTS/</a>		DRN BY:	AWS	DATE	05-05-11
UNLESS OTHERWISE SPECIFIED TOLERANCES ARE ±.005 [0.13] ANGLES ARE ± 1°				APPD BY:	TRM	DATE	05-05-11
SHEET NO. 2 OF 2				DWG NO.	CT640146F	REV.	B0