

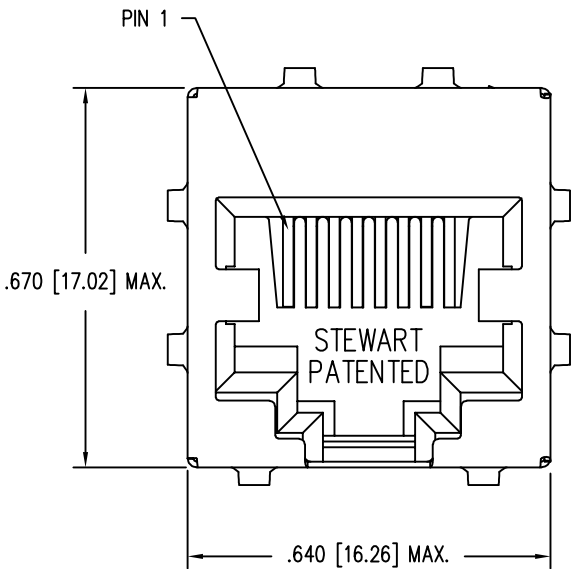
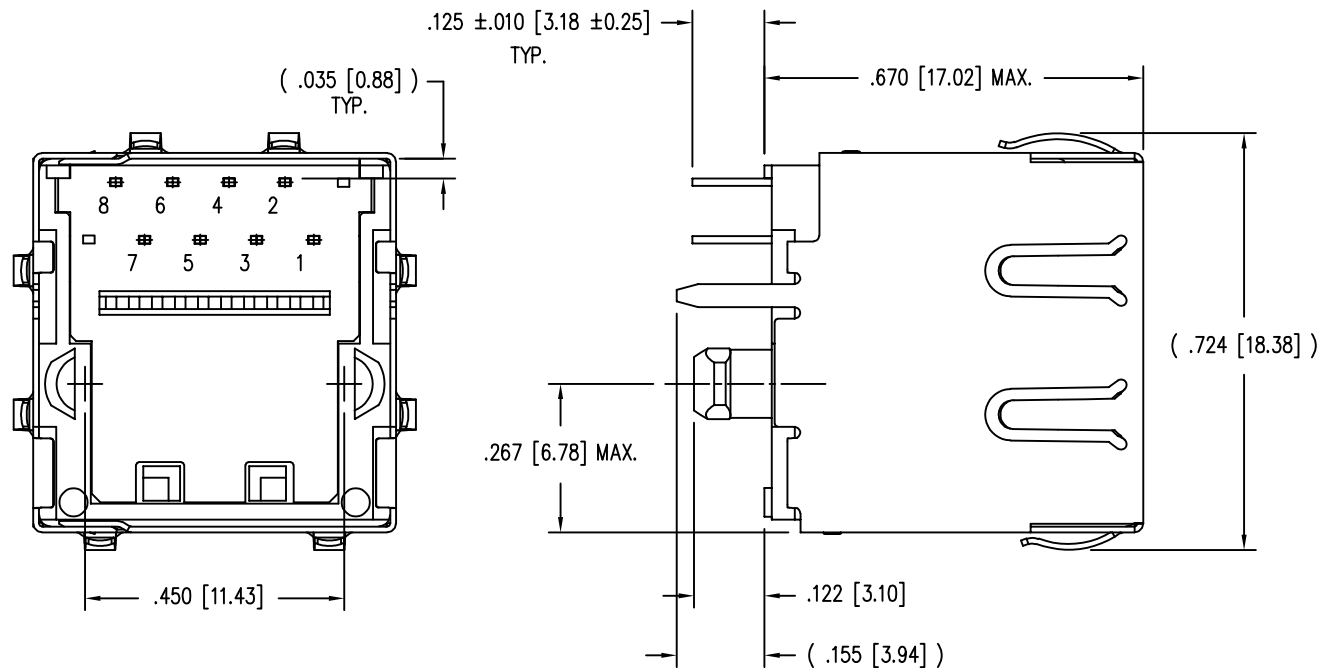
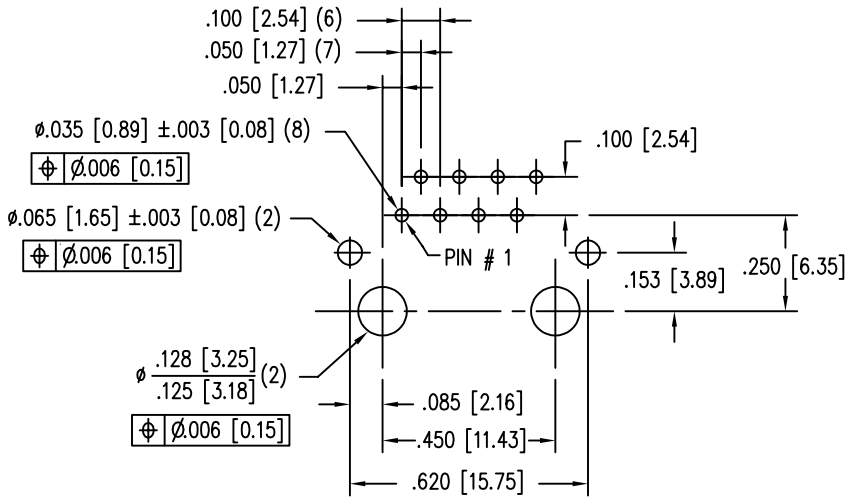
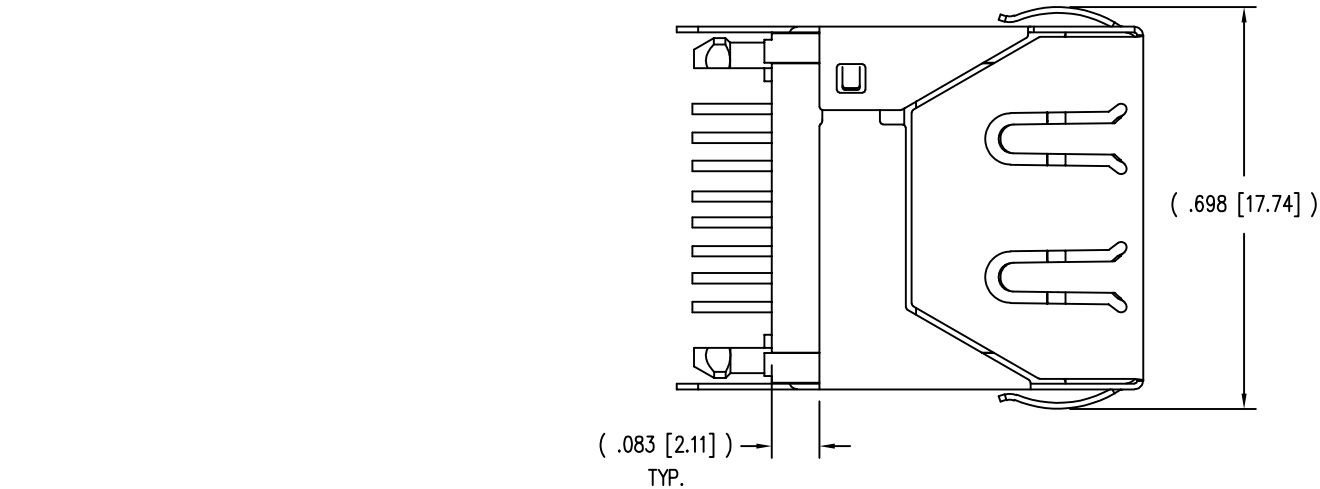
B

A

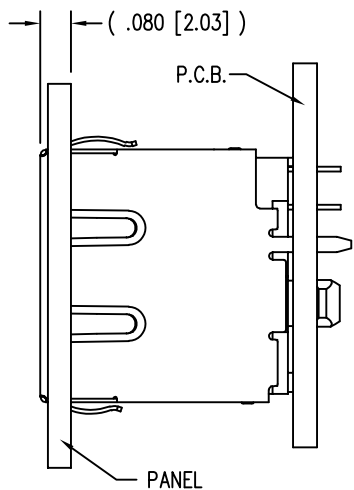
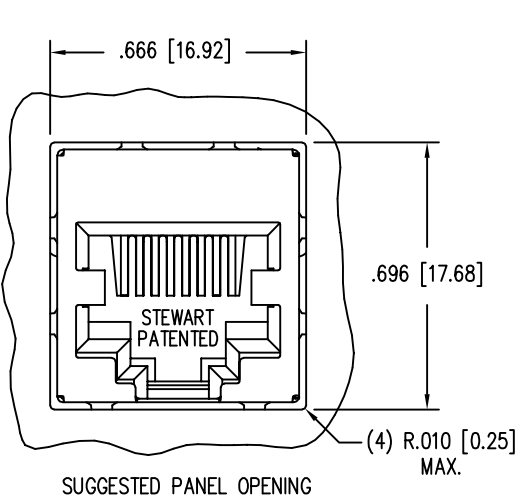
2

1

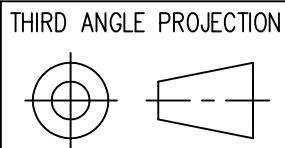
DATE	REV	ECN	APP'D. BY
9-15-15	B2	10418	SMN
3-16-16	B3	10625	TRM
7-28-23	C0	12222	JE



- NOTES:
- CONNECTOR MATERIALS:
HOUSING: THERMOPLASTIC UL94 V-0
CONTACTS/SHIELD: COPPER ALLOY
SHIELD PLATING: NICKEL OR "REFLOW" TIN
CONTACT PLATING: SELECTIVE GOLD IN CONTACT AREA
SEE CHART FOR PART NUMBER
 - FOR PRODUCT SPECIFICATIONS SEE PR026-01.
 - RATED AT MAX. 260°C FOR MAX. 10 SECS.
 - DIMENSIONS AND TOLERANCES COMPLY WITH TIA-1096 STANDARD.
 - THE SUGGESTED PANEL OPENING IS INTENDED TO GIVE USER THE ABILITY TO HAVE REASONABLE JACK/PANEL CLEARANCES, YET MAINTAIN GROUNDING CAPABILITY. THESE VARIABLES CAN BE ADJUSTED IN EITHER DIRECTION BUT MAY CARRY SOME CONSEQUENCES IN THE FORM OF LOWER MATING FORCES OR TIGHTER ASSEMBLY TOLERANCES.
 - PRIOR TO INSTALLING SHIELD ON FINAL PART, KAPTON TAPE IS TO BE APPLIED TO PROVIDE FOR MAX 2250 DWV. SEE SHEET 2 OF 2 FOR TAPE APPLICATION.



RoHS

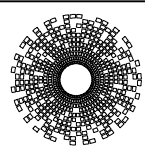


DO NOT SCALE DRAWING
DRAWING IS SUBJECT TO
CHANGE WITHOUT NOTICE

DIMENSIONS: INCHES [METRIC]

UNLESS OTHERWISE SPECIFIED
TOLERANCES ARE $\pm .005 [0.13]$
ANGLES ARE $\pm 1^\circ$

SHEET NO. 1 OF 2



stewart
CONNECTOR
a bel group

11118 Susquehanna Trail South
Glen Rock, PA 17327-9199
(717) 235-7512
<http://www.stewartconnector.com>

50 MICRO-INCHES [1.27um]	SS65100-054F
CONTACT PLATING IN MATING AREA	PART NUMBER

TITLE: EIGHT CONTACT, TEN POSITION, VERTICAL MOUNT SHIELDED JACK, WITH "PG" STYLE PANEL GROUNDS ALL SIDES, HIGH TEMP			
DRN BY:	TS	DATE	3-6-09
APPD BY:	TRM	DATE	3-10-09
DWG NO.	CT650131F	REV.	C0

2

B

B

A

A

PART NUMBER 8-0068
INSULATING TAPE ("KAPTON")
OR EQUIVALENT

PART NUMBER SS65100-010C

.01 [0.25]
.03 [0.81]

.25 [6.35]
.28 [7.11]

.12 [3.05]
.14 [3.56]

.12 [3.05]
.14 [3.56]

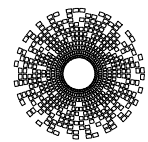
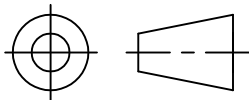
STEWART
PATENTED

KAPTON TAPE APPLIED TO PART SS65100-010F BEFORE
INSTALLING SHIELD FOR FINAL PART SS65100-054F

RoHS



THIRD ANGLE PROJECTION



stewart
CONNECTOR
a bel group

11118 Susquehanna Trail South
Glen Rock, PA 17327-9199
(717) 235-7512

<http://www.stewartconnector.com>

DO NOT SCALE DRAWING
DRAWING IS SUBJECT TO
CHANGE WITHOUT NOTICE

TITLE: EIGHT CONTACT, TEN POSITION, VERTICAL MOUNT SHIELDED
JACK, WITH "PG" STYLE PANEL GROUNDS ALL SIDES, HIGH TEMP

DIMENSIONS: INCHES [METRIC]
UNLESS OTHERWISE SPECIFIED
TOLERANCES ARE ±.005 [0.13]
ANGLES ARE ± 1°

THIS DRAWING AND THE SUBJECT MATTER SHOWN THEREON
ARE CONFIDENTIAL AND THE PROPRIETARY PROPERTY OF
STEWART CONNECTOR AND SHALL NOT BE REPRODUCED,
COPIED, OR USED IN ANY MANNER WITHOUT PRIOR WRITTEN
CONSENT OF STEWART CONNECTOR. ONE OR MORE U.S. PATENTS
MAY APPLY TO THIS PRODUCT. FOR DETAILS, PLEASE
VISIT: [HTTP://BELFUSE.COM/STEWART/STEWART_PATENTS/](http://BELFUSE.COM/STEWART/STEWART_PATENTS/)

DRN BY: TS

DATE 3-6-09

APPD BY: TRM

DATE 3-10-09

DWG NO. CT650131F

REV. C0

SHEET NO. 2 OF 2