


# TUM/TUW Series

## Ceramic Housed Axial Terminal Power



The TUM/TUW Series resistors are our most economical power resistors. They are recommended for commercial applications where low cost is critical.

They are available in small standard packs for standard values, or bulk packaged for even lower costs.

### FEATURES

- Economical Commercial Grade for general purpose use
- Wirewound and Metal Oxide construction
- Wide resistance range
- Flameproof inorganic construction

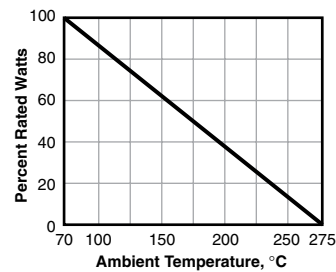
### SERIES SPECIFICATIONS

Series	Wattage	Ohms	Voltage	Element
TUW3	3	0.01-39	350	Wirewound
TUW5	5	0.01-47	350	Wirewound
TUW7	7	0.10-680	500	Wirewound
TUW10	10	0.10-990	750	Wirewound
TUW15	15	0.10-1000	1000	Wirewound
TUW25	25	2.00-1200	1000	Wirewound
TUM3	3	180-33K	350	Metal oxide
TUM5	5	220-50K	350	Metal oxide
TUM7	7	910-50K	500	Metal oxide
TUM10	10	1000-50K	750	Metal oxide
TUM15	15	1100-150K	1000	Metal oxide

### CHARACTERISTICS

<b>Housing</b>	Ceramic
<b>Core</b>	Fiberglass or metal oxide
<b>Filling</b>	Cement based
<b>Tolerance</b>	5% standard
<b>TCR</b>	0.01-20Ω ±400ppm/°C 20-150KΩ ±350ppm/°C
<b>Dielectric withstanding voltage</b>	1,000VAC
<b>Short time overload</b>	TUW: 10x rated power for 5 sec. TUM: 5x rated power for 5 sec.

**Derating Curve**



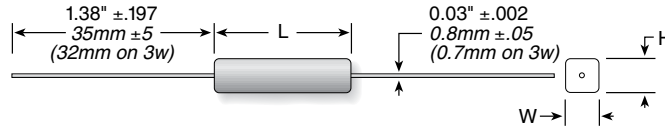
(continued)

# TUM/TUW Series

## Ceramic Housed Axial Terminal Power

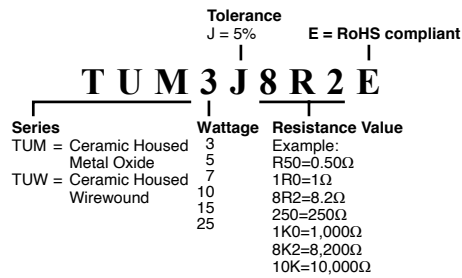
### DIMENSIONS

(in./mm)



Series	Wattage	Length (±1mm)	Height (±1mm)	Width (±1mm)
TUW3	3	0.87 / 22	0.31 / 8	0.31 / 8
TUW5	5	0.87 / 22	0.35 / 9	0.39 / 10
TUW7	7	1.48 / 35	0.35 / 9	0.39 / 10
TUW10	10	1.93 / 49	0.35 / 9	0.39 / 10
TUW15	15	1.93 / 49	0.45/11.5	0.49 / 12.5
TUW25	25	2.52 / 64	0.53/13.5	0.57 / 14.5
TUM3	3	0.87 / 22	0.31 / 8	0.31 / 8
TUM5	5	0.87 / 22	0.35 / 9	0.39 / 10
TUM7	7	1.48 / 35	0.35 / 9	0.39 / 10
TUM10	10	1.93 / 49	0.35 / 9	0.39 / 10
TUM15	15	1.93 / 49	0.45/11.5	0.49 / 12.5

### ORDERING INFORMATION



### Standard part numbers for TUW/TUM series

Ohmic value	Part No. Prefix Suffix	Wattage					Ohmic value	Part No. Prefix Suffix	Wattage					Ohmic value	Part No. Prefix Suffix	Wattage											
		3	5	7	10	15			3	5	7	10	15			3	5	7	10	15							
0.01	---R01E	✓	✓				1.0	---1R0E	✓	✓	✓	✓	✓	33	---33RE	✓	✓	✓	✓	✓	680	---680E	✓	✓	✓	✓	✓
0.01	---R01E	✓	✓				1.5	---1R5E	✓	✓	✓	✓	✓	39	---39RE	✓	✓	✓	✓	✓	750	---750E	✓	✓	✓	✓	✓
0.02	---R02E	✓	✓				2.0	---2R0E	✓	✓	✓	✓	✓	43	---43RE	✓	✓	✓	✓	✓	820	---820E	✓	✓	✓	✓	✓
0.04	---R04E	✓	✓				2.7	---2R7E	✓	✓	✓	✓	✓	47	---47RE	✓	✓	✓	✓	✓	1000	---1K0	✓	✓	✓	✓	✓
0.05	---R05E	✓	✓				3.0	---3R0E	✓	✓	✓	✓	✓	56	---56RE	✓	✓	✓	✓	✓	1500	---1K5	✓	✓	✓	✓	✓
0.10	---R10E	✓	✓	✓	✓	✓	3.3	---3R3E	✓	✓	✓	✓	✓	68	---68RE	✓	✓	✓	✓	✓	2000	---2K0	✓	✓	✓	✓	✓
0.15	---R15E	✓	✓	✓	✓	✓	3.9	---3R9E	✓	✓	✓	✓	✓	75	---75RE	✓	✓	✓	✓	✓	2700	---2K7	✓	✓	✓	✓	✓
0.20	---R20E	✓	✓	✓	✓	✓	4.3	---4R3E	✓	✓	✓	✓	✓	82	---82RE	✓	✓	✓	✓	✓	3000	---3K0	✓	✓	✓	✓	✓
0.27	---R27E	✓	✓	✓	✓	✓	4.7	---4R7E	✓	✓	✓	✓	✓	100	---100E	✓	✓	✓	✓	✓	3300	---3K3	✓	✓	✓	✓	✓
0.30	---R30E	✓	✓	✓	✓	✓	5.6	---5R6E	✓	✓	✓	✓	✓	150	---150E	✓	✓	✓	✓	✓	3900	---3K9	✓	✓	✓	✓	✓
0.33	---R33E	✓	✓	✓	✓	✓	6.8	---6R8E	✓	✓	✓	✓	✓	200	---200E	✓	✓	✓	✓	✓	4300	---4K3	✓	✓	✓	✓	✓
0.39	---R39E	✓	✓	✓	✓	✓	7.5	---7R5E	✓	✓	✓	✓	✓	270	---270E	✓	✓	✓	✓	✓	4700	---4K7	✓	✓	✓	✓	✓
0.43	---R43E	✓	✓	✓	✓	✓	8.2	---8R2E	✓	✓	✓	✓	✓	300	---300E	✓	✓	✓	✓	✓	5600	---5K6	✓	✓	✓	✓	✓
0.47	---R47E	✓	✓	✓	✓	✓	10	---10RE	✓	✓	✓	✓	✓	330	---330E	✓	✓	✓	✓	✓	6800	---6K8	✓	✓	✓	✓	✓
0.56	---R56E	✓	✓	✓	✓	✓	15	---15RE	✓	✓	✓	✓	✓	390	---390E	✓	✓	✓	✓	✓	7500	---7K5	✓	✓	✓	✓	✓
0.68	---R68E	✓	✓	✓	✓	✓	20	---20RE	✓	✓	✓	✓	✓	430	---430E	✓	✓	✓	✓	✓	8200	---8K2	✓	✓	✓	✓	✓
0.75	---R75E	✓	✓	✓	✓	✓	27	---27RE	✓	✓	✓	✓	✓	470	---470E	✓	✓	✓	✓	✓	10000	---10K	✓	✓	✓	✓	✓
0.82	---R82E	✓	✓	✓	✓	✓	30	---30RE	✓	✓	✓	✓	✓	560	---560E	✓	✓	✓	✓	✓							

Shaded area: change prefix to TUM