



UF1AF SERIES

SURFACE MOUNT ULTRA FAST RECTIFIER

VOLTAGE 50-600 Volt **CURRENT** 1 Ampere

FEATURES

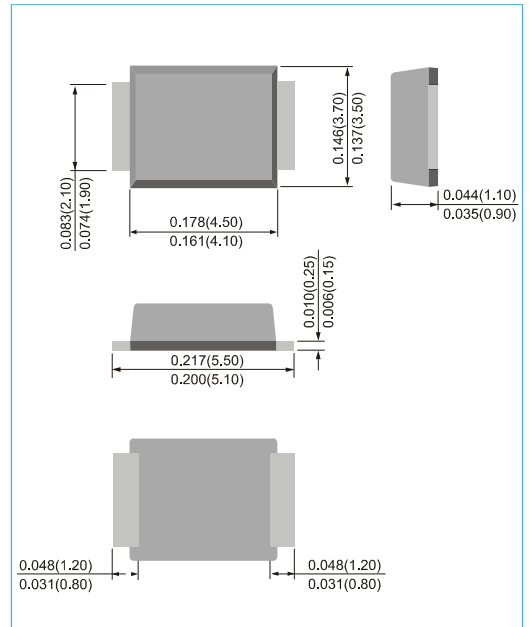
- For surface mounted applications
- Low profile package
- Built-in strain relief
- Easy pick and place
- Ultrafast recovery times for high efficiency
- Plastic package has Underwriters Laboratory Flammability Classification 94V-O
- Glass passivated junction
- Lead free in compliance with EU RoHS 2011/65/EU directive
- Green molding compound as per IEC61249 Std. . (Halogen Free)

MECHANICAL DATA

- Case: SMBF molded plastic
- Terminals: Solder plated, solderable per MIL-STD-750, Method 2026
- Approx. Weight: 0.0018 ounces, 0.05 grams
- Polarity : Color band denotes cathode end



SMBF Unit : inch(mm)



MAXIMUM RATINGS AND ELECTRICAL CHARACTERISTICS (T_A=25°C unless otherwise noted)

PARAMETER	SYMBOL	UF1AF	UF1BF	UF1DF	UF1GF	UF1JF	UNITS
Recurrent Peak Reverse Voltage	V _{RRM}	50	100	200	400	600	V
RMS Voltage	V _{RMS}	35	70	140	280	420	V
DC Blocking Voltage	V _R	50	100	200	400	600	V
Average Forward Current	I _{F(AV)}	1					A
Peak Forward Surge Current : 8.3ms single half sine-wave superimposed on rated load(JEDEC method)	I _{FSM}	30					A
Forward Voltage at 1.0A	V _F	1		1.4	1.7	V	
DC Reverse Current at Rated DC Blocking Voltage T _J =25°C	I _R	1					μA
Typical Junction capacitance V _R =4V,f=1MHz	C _J	18		10	8	pF	
Typical Thermal Resistance ,Junction to Lead (Note 1) Junction to Ambient (Note 1)	R _{θJL} R _{θJA}	20 62.5					°C / W
Reverse Recovery Time (I _F =0.5A, I _R =1.0A,I _{tr} =0.25A)	T _{rr}	50				100	ns
Operating Junction Temperature and Storage Temperature Range	T _J ,T _{STG}	-55 to +150					°C

NOTES :

1. Mounted on 48cm² FR-4 PCB.



UF1AF SERIES

RATING AND CHARACTERISTIC CURVES

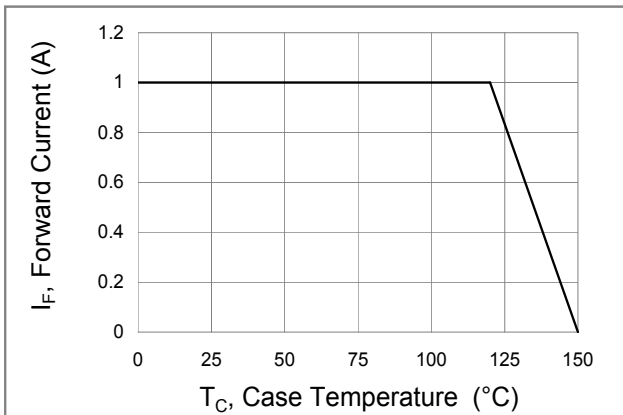


Fig.1 Forward Current Derating Curve

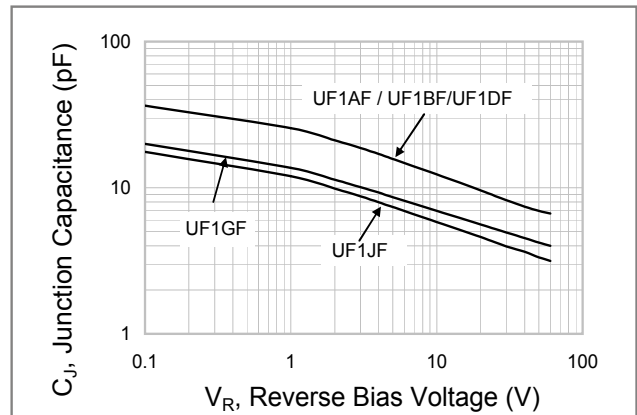


Fig.2 Typical Junction Capacitance

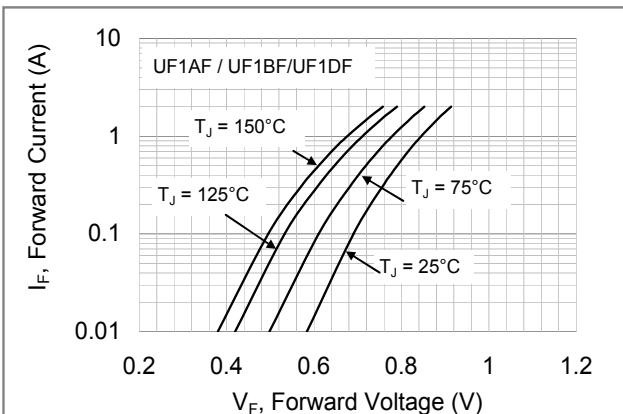


Fig.3 Typical Forward Characteristics

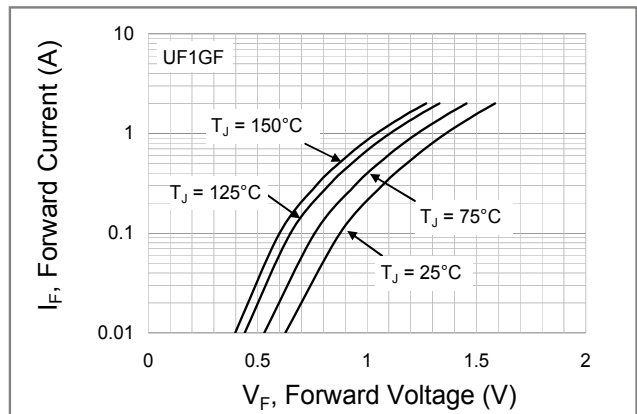


Fig.4 Typical Forward Characteristics

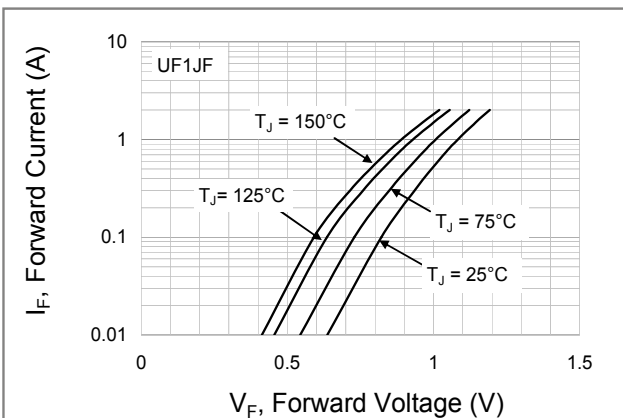


Fig.5 Typical Forward Characteristics

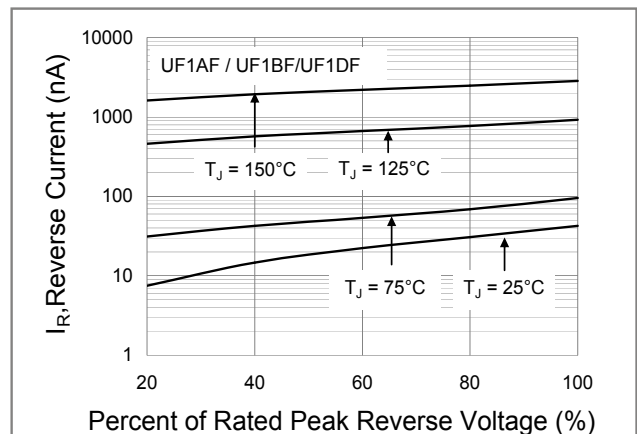


Fig.6 Typical Reverse Characteristics



UF1AF SERIES

RATING AND CHARACTERISTIC CURVES

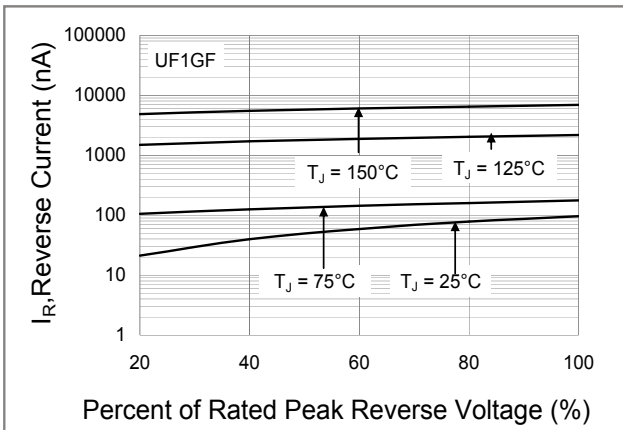


Fig.7 Typical Reverse Characteristics

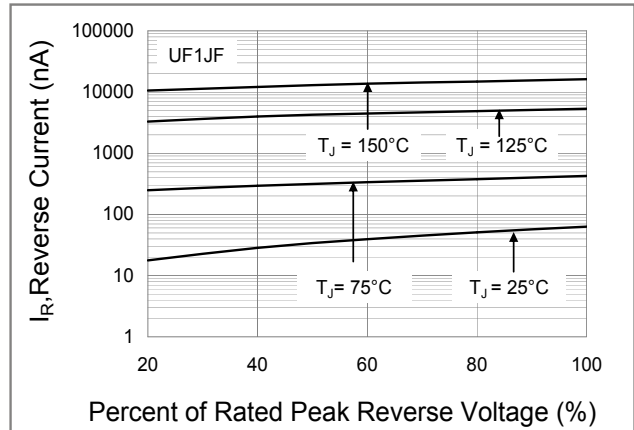
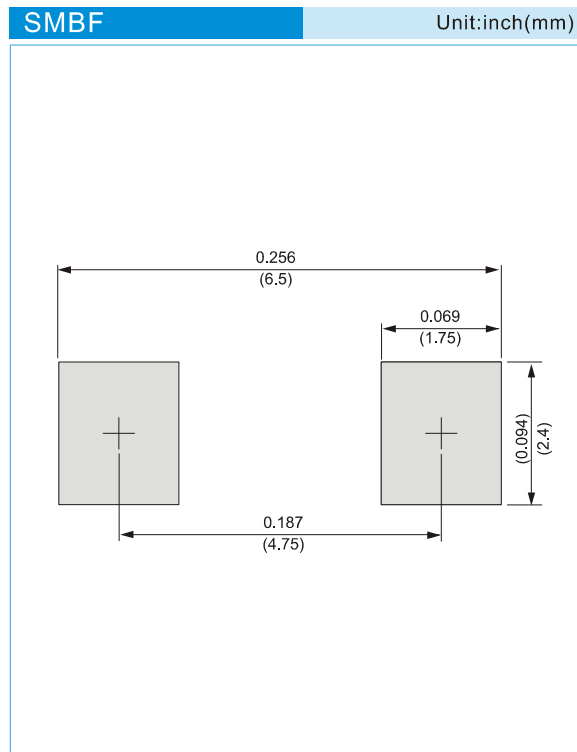


Fig.8 Typical Reverse Characteristics



UF1AF SERIES

MOUNTING PAD LAYOUT



ORDER INFORMATION

- Packing information
T/R - 5K per 13" plastic Reel



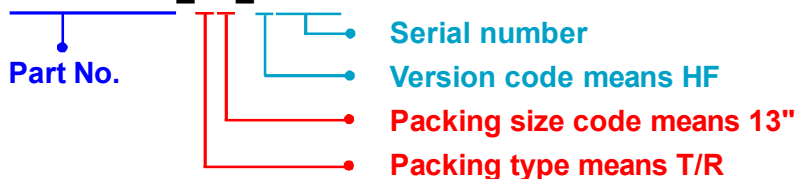
UF1AF SERIES

Part No_packing code_Version

UF1AF_R2_00001

For example :

RB500V-40_R2_00001



Packing Code XX				Version Code XXXXX		
Packing type	1 st Code	Packing size code	2 nd Code	HF or RoHS	1 st Code	2 nd ~5 th Code
Tape and Ammunition Box (T/B)	A	N/A	0	HF	0	serial number
Tape and Reel (T/R)	R	7"	1	RoHS	1	serial number
Bulk Packing (B/P)	B	13"	2			
Tube Packing (T/P)	T	26mm	X			
Tape and Reel (Right Oriented) (TRR)	S	52mm	Y			
Tape and Reel (Left Oriented) (TRL)	L	PANASERT T/B CATHODE UP (PBCU)	U			
FORMING	F	PANASERT T/B CATHODE DOWN (PBCD)	D			



UF1AF SERIES

Disclaimer

- Reproducing and modifying information of the document is prohibited without permission from Panjit International Inc..
- Panjit International Inc. reserves the rights to make changes of the content herein the document anytime without notification. Please refer to our website for the latest document.
- Panjit International Inc. disclaims any and all liability arising out of the application or use of any product including damages incidentally and consequentially occurred.
- Panjit International Inc. does not assume any and all implied warranties, including warranties of fitness for particular purpose, non-infringement and merchantability.
- Applications shown on the herein document are examples of standard use and operation. Customers are responsible in comprehending the suitable use in particular applications. Panjit International Inc. makes no representation or warranty that such applications will be suitable for the specified use without further testing or modification.
- The products shown herein are not designed and authorized for equipments requiring high level of reliability or relating to human life and for any applications concerning life-saving or life-sustaining, such as medical instruments, transportation equipment, aerospace machinery et cetera. Customers using or selling these products for use in such applications do so at their own risk and agree to fully indemnify Panjit International Inc. for any damages resulting from such improper use or sale.
- Since Panjit uses lot number as the tracking base, please provide the lot number for tracking when complaining.